

Game 26: Oklahoma vs. TCU

Saturday, Feb. 16, 2019 | 11 a.m. CT

Schollmaier Arena (6,800), Fort Worth, Texas

ESPN2 | Sooner Radio Network

OKLAHOMA

31 NCAA TOURNAMENTS ♦ 5 FINAL FOURS ♦ 4 BIG 12 TITLES ♦ 33 ALL-AMERICANS ♦ 32 POSTSEASON APPEARANCES IN THE LAST 37 YEARS

OKLAHOMA SCHEDULE/RESULTS

N9	at UTRGV	W, 91-76
N12	at UTSA	W, 87-67
N18	WOFFORD	W, 75-64
N21	vs. Florida +	W, 65-60
N22	vs. No. 25 Wisconsin +	L, 58-78
N23	vs. Dayton +	W, 65-54
N27	NORTH TEXAS	W, 73-57

D4	vs. Notre Dame #	W, 85-80
D8	WICHITA STATE (In OKC) @	W, 80-48
D15	USC (In Tulsa) ^	W, 81-70
D18	CREIGHTON	W, 83-70
D21	at Northwestern	W, 76-69 (OT)

J2	at No. 5 Kansas	L, 63-70
J5	OKLAHOMA STATE	W, 74-64
J8	at No. 8 Texas Tech	L, 59-66
J12	No. 25 TCU	W, 76-74
J16	KANSAS STATE	L, 61-74
J19	at Texas	L, 72-75
J23	at Oklahoma State	W, 70-61
J26	VANDERBILT %	W, 86-55
J28	BAYLOR	L, 47-77

F2	at West Virginia	L, 71-79
F4	IOWA STATE	L, 74-75
F9	TEXAS TECH	L, 54-66
F11	at Baylor	L, 53-59
F16	at TCU	11 a.m. ESPN2
F23	TEXAS	11 a.m. ESPN2
F25	at Iowa State	7 p.m. ESPN2/U

M2	WEST VIRGINIA	1 p.m. ESPN2/U
M5	KANSAS	8 p.m. ESPN/2
M9	at Kansas State	5 p.m. ESPN/2
M13-16	Big 12 Championship^	TBD TBD

All times Central and subject to change

+ Battle 4 Atlantis, Paradise Island, Bahamas

Jimmy V Classic, Madison Square Garden, New York, N.Y.

@ Played at Chesapeake Energy Arena, Oklahoma City

^ Played at BOK Center, Tulsa, Okla.

% SEC/Big 12 Challenge

! Played at Sprint Center, Kansas City, Mo.

GETTING SOCIAL WITH THE #SOONERS

Twitter.....	@OU_MBBall
Instagram.....	@OU_MBBall
Facebook.....	OU Mens Basketball
Preferred Hashtag.....	#Sooners

OU ATHLETICS COMMUNICATIONS

Director/MBB Contact.....	Ben Coldagelli
Email.....	bcoldagelli@ou.edu
Cell.....	405-246-5663
Office.....	405-325-7014



OKLAHOMA SOONERS (15-10, 3-9 BIG 12)

Head Coach: Lon Kruger

Record at OU: 155-101 (Eighth Year)



vs.



TCU HORNED FROGS RV/NR (17-7, 5-6 BIG 12)

Head Coach: Jamie Dixon

Record at TCU: 62-33 (Third Year)

OKLAHOMA PROBABLE STARTERS (BASED ON PREVIOUS GAME)

No.	Name	Position	Class	Height	Weight	Hometown (Last School)
24	Jamal Bieniemy	G	Fr.	6-4	181	Katy, Texas (Tompkins HS)
1	Rashard Odomes	G	Sr.	6-6	217	Copperas Cove, Texas (Copperas Cove HS)
0	Christian James	G	Sr.	6-4	213	Houston, Texas (Bellaire HS)
35	Brady Manek	F	So.	6-9	222	Harrah, Okla. (Harrah High School)
21	Kristian Doolittle	F	Jr.	6-7	232	Edmond, Okla. (Edmond Memorial HS)

OKLAHOMA RESERVES

No.	Name	Position	Class	Height	Weight	Hometown (Last School)
2	Aaron Calixte	G	Gr.	5-11	179	Stoughton, Mass. (Maine)
5	Matt Freeman	F	Jr.	6-10	229	Auckland, New Zealand (Westlake Boys HS)
22	Patrick Geha	F	Sr.	6-5	212	Leawood, Kan. (Rockhurst HS)
52	Kur Kuath	F	Jr.	6-10	204	Biemnon, South Sudan (Salt Lake CC)
14	Ty Lazenby	G	Sr.	6-5	209	Glencoe, Okla. (Northern Oklahoma College Enid)
4	Jamuni McNeace	C	Sr.	6-10	232	Kankakee, Ill. (Allen HS)
44	Hannes Pöllä	C	So.	6-11	267	Lahti, Finland (Helsinki Basketball Academy)
12	Austin Reaves	G	R-Jr.	6-5	180	Newark, Ark. (Wichita State)
3	Miles Reynolds	G	Gr.	6-3	176	Chicago, Ill. (Pacific)
30	Luke Stephenson	G	Sr.	6-3	198	Lubbock, Texas (McMurry)
32	Read Streller	F	R-Fr.	6-8	237	Edmond, Okla. (Oklahoma Christian School)

OKLAHOMA STAFF

	Coach	Alma Mater	Year at OU
Head Coach:	Lon Kruger	Kansas State '75	Eighth
Associate Head Coach:	Chris Crutchfield	Nebraska-Omaha '92	Eighth
Assistant Coach:	Carlin Hartman	Tulane '94	Third
Assistant Coach:	Kevin Kruger	Arizona State '06	Third
Director of Operations:	Mike Shepherd	Kansas State '92	Eighth
Video Coordinator:	Will Saxon	Oklahoma '15	Third
Athletics Trainer:	Alex Brown	Appalachian State '79	32nd
Director of Strength and Performance:	Bryce Daub	Central Washington '08	Fourth

PRONUNCIATION GUIDE

Jamal Bieniemy: bee-EN-uh-me

Aaron Calixte: ca-LIX-tee

Kur Kuath: KERR KWETH

Ty Lazenby: LAY-zen-bee

Jamuni McNeace: juh-MUN-ee mick-NEESE

Hannes Pöllä: HAH-nis POLE-uh

Rashard Odomes: ruh-SHARD OH-dums

THREE POINTERS

► Sophomore forward **Brady Manek** has scored in double figures in seven of his last eight games. One of the most consistent scorers during his two seasons in Norman, Manek boasts 614 career points. With at least seven games remaining this season, Manek is 86 points shy of hitting 700 career points. Only four Sooners have recorded 700 total points in their freshman and sophomore seasons during the Big 12 era: **Blake Griffin** (1,278), **Trae Young** (876), **Willie Warren** (868) and **Buddy Hield** (756).

► Freshman guard **Jamal Bieniemy** is expected to make his ninth appearance in the OU starting lineup on Saturday. In his seven previous starts, the rookie point guard has totaled 29 assists and only seven turnovers in 262 minutes. OU's only scholarship freshman, Bieniemy boasts a season assist/turnover ratio of 3.50, which ranks second in the Big 12, sixth nationally and third among Division I freshmen. Bieniemy and Tyrese Haliburton (Iowa State) are the only two Big 12 players averaging at least 3.0 assists, 1.5 steals and less than 1.0 turnovers.

► Junior forward **Kristian Doolittle** continues to show progress in his game as the season goes along. The highlight of his season came in OU's first matchup with TCU, where Doolittle produced 24 points on 9-of-12 shooting - including the game-winning bucket in the final seconds. Doolittle has averaged 12.2 points, 7.4 rebounds, 1.8 assists and 1.1 steals during conference games while shooting .466 from the field. During Big 12 play, Doolittle ranks in OU's top-three in points, rebounds, assists, blocks, steals, field goal percentage and free throw percentage.

TODAY'S OPPONENT:

TCU



TCU SERIES HISTORY

Games	26
Standing	OU leads 22-4
At Norman	OU leads 12-0
At Fort Worth	OU leads 9-2
At Neutral Site	TCU leads 2-1
Last Win	76-74 (1/12/19) in Norman
Last Home Win	76-74 (1/12/19)
Last Road Win	90-89 (12/30/17)
Last Loss	63-82 (3/8/17) in Kansas City
Last Home Loss	
Last Road Loss	57-60 (1/3/17)
Largest Margin of Victory	57, 91-34 (1919)
Largest Margin of Defeat	19, 63-82 (3/8/17)
Current Streak	OU, 3 wins

TCU LAST FIVE MEETINGS

Date	Location	Result	Score
1/12/19	Norman	W	76-74
1/13/18	Norman	W	102-97 (OT)
12/30/17	Fort Worth	W	90-89
3/8/17	Kansas City	L	63-82
3/4/17	Norman	W	73-68

NEXT OPPONENT:

TEXAS



Date.....Saturday, Feb. 23, 11 a.m CT
TV.....ESPN
Site.....Lloyd Noble Center
UT 2018-19 Record.....14-11 (6-6)
UT Head Coach.....Shaka Smart
Record at UT.....64-61 (fourth season)

TEXAS SERIES HISTORY

Games	94
Standing	OU leads 54-39
At Norman	OU leads 28-12
At Austin	Texas leads 23-18
At Neutral Site	OU leads 8-5
Last Win	70-66 (2/14/17) in Norman
Last Home Win	70-66 (2/14/17)
Last Road Win	70-49 (1/5/15)
Last Loss	72-75 (2/16/19) in Norman
Last Home Loss	66-77 (2/17/18)
Last Road Loss	72-75 (2/16/19)
Largest Margin of Victory	29, 124-95 (12/30/88)
Largest Margin of Defeat	29, 37-66 (2/8/04)
Current Streak	UT, 3 wins

TEXAS LAST FIVE MEETINGS

Date	Location	Result	Score
2/16/19	Austin	L	72-75
2/17/18	Norman	L	66-77
2/3/18	Austin	L	74-79
2/14/17	Norman	W	70-66
1/23/17	Austin	L	83-84

GAME OVERVIEW

Oklahoma (15-10, 3-9 Big 12) heads to Fort Worth for a Saturday morning showdown with **TCU (17-7, 5-6 Big 12)**. Should recent history repeat itself, the Sooners and Frogs could be looking at yet another close contest. The last three meetings between OU and TCU have been decided by a combined six points with the Sooners escaping with victories in all three matchups – including off a game-winning late bucket from **Kristian Doolittle** earlier this season in Norman. The Big 12 matchup will tip at 11 a.m. CT and air on the Sooner Radio Network (107.7 FM The Franchise in Oklahoma City; KTBZ 1430 AM in Tulsa; Tune In Radio App) with **Toby Rowland** and **Kevin Henry** announcing. **Mark Neely** and **Reid Gettys** will call the action on ESPN2. Fans with proper cable verification can also stream the game on the Watch ESPN app.

SERIES HISTORY: OKLAHOMA VS. TCU

- ▶ OU owns a 22-4 all-time record against the Horned Frogs and has won 14 of the last 17 meetings. OU leads the series 11-3 since the Frogs joined the Big 12 in 2012.
- ▶ The Sooners and Horned Frogs faced off in some tight contests over the past two seasons. The last three meetings between OU and TCU have been decided by a combined six points. The Sooners came out on top in all three, including a 76-74 victory earlier this season in Norman.
- ▶ Oklahoma is 9-2 all-time when facing the Frogs on the road in Fort Worth.

LAST MEETING: OKLAHOMA VS. TCU

Oklahoma 76, TCU 74 ■ Saturday, Jan. 12, 2019 ■ Lloyd Noble Center ■ Norman, Okla.

Score by periods	1st	2nd	Total	GAME LEADERS	OKLAHOMA	TCU
TCU	43	31	74	Points	Doolittle, 24	Noi, 30
Oklahoma	37	39	76	Rebounds	Doolittle, 10	Miller, 12
				Assists	Calixte, James 4	Bane, 6



- ▶ In the Sooners' first home top-25 matchup of the season, the Sooners snuck past No. 25 TCU on a game-winner from **Kristian Doolittle** with 2.8 seconds remaining. The back-and-forth battle featured 21 lead changes.
- ▶ Doolittle racked up 24 points and 10 rebounds, the second highest point total of his career. Doolittle scored 20 of his points in the second half on 7-of-8 shooting.
- ▶ The Sooners saw a significant turnaround between the first and second half. TCU shot .405 from the field in the first frame and entered the break with a 53-37 lead. The Sooners held the Horned Frogs to .267 shooting in the second. Offensively, Oklahoma shot .438 in the first half and .565 in the second.
- ▶ Additionally, OU was out-rebounded 30-14 in the first half but flipped the script in the second, winning the rebound battle by a 22-12 clip.
- ▶ **Christian James** stuffed the stat sheet with 15 points, eight rebounds, four assists and a career-high four steals.

OKLAHOMA CAREER STATS VS. TCU

Player	GP-GS	MIN	FG-FGA	3FG-FGA	FT-FTA	REB	AST	TO	BLK	STL	PTS
Jamal Bieniemy	1-0	4.0	2-4	0-0	0-0	1.0	2.0	1.0	1.0	0.0	4.0
Aaron Calixte	1-1	28.0	3-6	3-5	3-4	1.0	1.0	3.0	0.0	1.0	12.0
Kristian Doolittle	5-4	27.2	23-43	3-5	22-31	6.6	1.2	1.4	0.0	1.0	14.2
Christian James	8-5	22.8	22-55	5-19	10-15	2.9	1.4	1.1	0.1	0.7	7.4
Brady Manek	3-3	30.7	13-28	8-15	2-4	7.7	0.0	1.0	1.7	0.3	12.0
Jamuni McNeace	8-1	15.9	13-28	0-0	5-9	3.9	0.5	0.8	1.5	0.3	3.9
Rashard Odomes	6-4	15.8	8-27	1-2	5-11	2.7	0.8	0.7	0.0	0.3	3.7
Miles Reynolds	1-0	23.0	0-1	0-0	2-4	3.0	3.0	0.0	1.0	1.0	2.0

NEXT UP: TEXAS

- ▶ The Sooners have a full week between games as their schedule reaches the "bye week" portion. After not playing a midweek game, Oklahoma will host rival Texas on Saturday, Feb. 23 in Norman. The 11 a.m. CT contest will air on ESPNU.
- ▶ Oklahoma leads the all-time series, 54-40, including a 28-12 advantage in Norman.
- ▶ The Sooners are 7-8 against Texas under **Lon Kruger**. The Longhorns have won four straight meetings.

STATS COMPARISON		
CATEGORY		
Overall Record	15-10	17-7
Points Per Game	71.2	76.2
Opp. Points Per Game	67.5	69.2
Rebounds Per Game	38.9	36.5
Rebounding Margin	+1.8	+2.8
Field Goal Pct.	.439	.465
Opp. Field Goal Pct.	.398	.423
3-Point Pct.	.331	.350
Opp. 3-Point Pct.	.337	.302
Free Throw Pct.	.681	.694
Assists Per Game	12.6	17.0
Turnovers Per Game	12.6	13.0
Blocked Shots Per Game	3.5	4.3
Steals Per Game	6.0	6.8

BIG 12 STANDINGS

AS OF FEB. 14

Team	Big 12			Overall		
	W	L	Pct.	W	L	Pct.
Kansas State	9	2	.818	19	5	.792
Texas Tech	8	4	.667	20	5	.800
Kansas	8	4	.667	19	6	.760
Iowa State	7	4	.636	18	6	.750
Baylor	7	4	.636	16	8	.667
Texas	6	6	.500	14	11	.560
TCU	5	6	.455	17	7	.708
Oklahoma	3	9	.250	15	10	.600
West Virginia	2	9	.182	10	14	.415
Oklahoma State	2	9	.182	9	15	.375



OKLAHOMA QUICK FACTS

Official Name: University of Oklahoma
Location: Norman, Okla.
Founded: 1890
Enrollment: 31,702
Nickname: Sooners
Colors: Crimson and Cream
President: James L. Gallogly
Athletics Director: Joe Castiglione
Arena: Lloyd Noble Center (11,562)
First Year of Basketball: 1907-08
NCAA Tournament Appearances: 31 (41-31)
NIT Appearances: 7 (10-7)
All-Time Record: 1,667-1,079
Regular Season Conference Championships: 14 (1928, 1929, 1939, 1940, 1942, 1944, 1947, 1949, 1979, 1984, 1985, 1988, 1989, 2005)
Conference Tournament Championships: 7 (1979, 1985, 1988, 1990, 2001, 2002, 2003)
Head Coach: Lon Kruger (Kansas State '75)
Career Record: 634-405 (33rd year)
Oklahoma Record: 155-101 (8th year)
NCAA Appearances: 18 (most recent 2018)
NIT Appearances: 4 (most recent 2009)
Assistant Coaches: Chris Crutchfield (Omaha '92), Carlin Hartman (Tulane '94), Kevin Kruger (Arizona State '06)
Director of Operations: Mike Shepherd (Kansas State '92)
Video Coordinator: Will Saxon
Athletic Trainer: Alex Brown
Strength and Conditioning: Bryce Daub
Team Physician: Dr. Brock Schnebel
Equipment Manager: Marco Griego
Graduate Assistants: Will McNeill, Anthony Rini
Official Website: SoonerSports.com

OKLAHOMA'S LAST TIME OUT...

Baylor 59, Oklahoma 53 ■ Monday, Feb. 11, 2019 ■ Ferrell Center ■ Waco, Texas

Score by periods	1st	2nd	Total
Oklahoma	31	22	53
Baylor	31	28	59

GAME LEADERS	OKLAHOMA	BAYLOR
Points	Doolittle, 14	Bandoo, 19
Rebounds	Odomes, 10	Kegler/Vital, 7
Assists	Bieniemy, 3	Mason, 8

► The Sooners came up short on the road Monday, falling at Baylor, 59-53. Oklahoma led with just under five minutes to play, but a late 9-2 run by the Bears halted the Sooners' upset chances.

► **Kristian Doolittle** led the Sooners' scoring efforts with 14 points. **Brady Manek** and **Christian James** contributed 11 points each.

► **Rashard Odomes** pulled down a season-high 10 rebounds.

QUICK HITS

► Oklahoma is the only school in the country with a win over a team from every major conference (Power Five + Big East).

► The Sooners are 9-3 when limiting opponents to under 70 points and 4-1 when opponents score less than 60.

► Oklahoma is 14-3 when it scores at least 30 points in the first half.

► The Sooners are 12-1 when outrebounding their opponents. In its 15 wins, Oklahoma is winning the rebounding margin by an average of 5.3 boards.

► OU opponents are shooting 39.8 percent from the field – the second lowest opponent field goal percentage in the conference and 20th nationally. The Sooners rank 19th in KenPom.com's adjusted defensive efficiency.

► Oklahoma is 16th in the nation and first in the conference in defensive rebounding with 28.9 defensive boards per game. OU's 38.9 total rebounds per game rank 34th in the country and second in the Big 12.

► OU has three players ranked in the top 10 in rebounding in the Big 12: **Christian James** (sixth, 7.0), **Kristian Doolittle** (eighth, 6.5) and **Brady Manek** (eighth, 6.5). TCU is the only other school with multiple players (two) ranked in the top 10.

► Oklahoma is 13-4 when outscoring its opponents in the paint. OU is averaging 33.8 paint points per game.

► **Christian James** ranks fifth in the Big 12 in scoring (15.4) and sixth in rebounding (7.0). He is the only Big 12 guard averaging at least 15.0 points and 7.0 rebounds.

► Oklahoma is the only Big 12 team with multiple players possessing at least five double-doubles. James leads the Sooners with six games of at least 10 points and 10 rebounds while Manek has produced five. Neither Manek or James owned a double-double in their career prior to this season. James and Manek are two of only four Big 12 players with season averages of at least 11.0 points and 6.5 rebounds.

► The Sooners almost always have team success on nights that **Brady Manek** is rolling. During his career, OU is 22-10 when Manek scores in double figures, 14-3 when he scores at least 15 points and 8-2 when he hit four or more 3-pointers.

ZERO HAS BEEN THE HERO

► Senior guard **Christian James** has been the Sooners' go-to scorer this season. James entered the season as Oklahoma's top returning scorer (averaged 11.9 points per game in 2017-18) and has shown improvement in nearly all assets of his game. Through 25 games, James has scored at least 10 points in all but two contests – including seven games of 20 points.

► James failed to produce a double-double in his first 104 collegiate games but has produced at least 10 points and 10 boards in six games since Dec. 1 - the third most in the Big 12.

► With an average of 15.4 points per game, James is fifth in the Big 12 scoring race. Seeing a Sooner towards the top of the Big 12's scoring list is nothing new for Oklahoma, as an OU player has led the Big 12 in scoring in three of the previous four seasons (**Trae Young** in 2017-18; **Buddy Hield** in 2015-16 and 2014-15).

► By scoring 20 points on Jan. 16 against Kansas State, James became the 45th Sooner to eclipse 1,000 points in an Oklahoma uniform (eighth in the **Lon Kruger** era). James ranks 35th on the all-time OU scoring list with 1,099 career points.

► James also boasts 485 career rebounds. Should he reach 500 total boards, he will become just the sixth guard in OU history to produce 1,000 points and 500 rebounds in a career.

► James enters tonight's game with 155 career 3-pointers. He is 14 away from cracking OU's all-time top 10 in the category. **Mookie Blaylock** is currently 10th in Sooner history with 169.

CHARTING JAMES' IMPROVEMENT

Category	First Three Seasons	2018-19
Points Per Game	7.4	15.4
Games of 20-Plus Points	2	7
Games of Four-Plus 3-Pointers	6	3
Longest Streak of Scoring 15 Points	3	6
Double-Doubles	0	6

CLIMBING THE CAREER LADDER

Rank/Sooner	Career Points
31. Brent Price	1,173
32. Willie Rogers	1,153
33. Kevin Bookout	1,108
34. Terry Stotts	1,104
35. Christian James	1,099

OKLAHOMA IN THE LON KRUGER ERA

SINCE LON KRUGER WAS HIRED ON APRIL 1, 2011

Overall Record.....	155-101
Home.....	95-26
Road.....	29-54
Neutral.....	30-21
Record in Big 12 Regular Season Play.....	68-71
Home.....	48-21
Road.....	20-48
Record vs. Non-Conference Opponents.....	85-24
Home.....	47-5
Road.....	9-5
Neutral.....	29-14
vs. AP Top 25.....	32-46
Home.....	18-12
Road.....	8-24
Neutral.....	6-10
vs. AP Top 15.....	20-27
Home.....	10-7
Road.....	7-14
Neutral.....	3-5
vs. AP Top 10.....	13-22
Home.....	6-6
Road.....	5-12
Neutral.....	2-4
vs. AP Top 5.....	4-11
Home.....	2-4
Road.....	1-5
Neutral.....	1-2
vs. AP Ranked Big 12 Opponents.....	27-32
Home.....	18-8
Road.....	7-22
Neutral.....	1-2
vs. AP Ranked Non-Conference Opponents.....	6-10
Home.....	0-1
Road.....	1-1
Neutral.....	5-8
Both OU and Opponent are Ranked.....	23-18
Home.....	14-2
Road.....	5-12
Neutral.....	4-5

TEAM HIGHS IN THE LON KRUGER ERA

Points.....	111 vs. Central Arkansas, 12/3/15
FG Made.....	42 vs. Ball State, 11/15/17
FG Attempted.....	88 vs. Kansas, 1/4/16
FG Percentage.....	.620 (31-50) vs. Baylor, 1/23/16
3FG Made.....	19 vs. TCU, 1/13/18
3FG Attempted.....	35 vs. Baylor, 3/13/14
3FG Percentage.....	.615 (8-13) vs. Okla. State, 1/12/13
FT Made.....	39 vs. Baylor, 2/23/13
FT Attempted.....	48 vs. Tulsa, 12/14/13
FT Percentage.....	1.000 (34-34) vs. Iowa State, 3/2/13
Total Rebounds.....	63 vs. S.C. State, 12/21/12
Assists.....	29 vs. Baylor, 12/23/16
Steals.....	16, Twice, Last: vs. Oral Roberts, 12/7/16
Blocks.....	14 vs. Texas Tech, 1/26/16
Opponent Turnovers.....	23, 3x, Last: vs. NW St, 12/19/17

PLAYER HIGHS IN THE LON KRUGER ERA

Points.....	48, Trae Young vs. Oklahoma State, 1/20/18
Rebounds.....	18, Ryan Spangler vs. Kansas, 1/4/16
.....	18, Romero Osby vs. S.C. State, 12/21/11
Assists.....	22, Trae Young vs. Northwestern St, 12/19/17

IN DEFENSE OF CHANGING STYLES

► The Sooners have completely shifted their style of play from 2017-18 to 2018-19. Head coach **Lon Kruger** has shown the flexibility to adjust his style of play to the personnel on his roster. Last season, the Sooners played a fast-tempo, high-scoring style through national rookie of the year **Trae Young**. As the first player to lead the country in scoring and assists, Young drove the Sooners offense to score 84.9 points per game – the fifth most of any team last season and the eighth most in program history. The Sooners' 2017-18 tempo was the second fastest among major-conference teams with an average possession of only 14.0 seconds. Due to the speed of play and emphasis on free-flowing offense, the Sooners gave up an average of 81.7 points per game on the defensive end.

► This season, the Sooners are focusing much more on the defensive side – using their athleticism and length to force opponents deep into the shot clock and showing improvement in contesting shots. OU opponents are averaging 67.5 points per game and shooting 39.8 percent from the field (ranks second in the Big 12, 20th in the nation).

► Oklahoma's defense has been especially disruptive late in the game. In OU's 15 wins, its opponents are shooting a combined 33.7 percent (23.9 percent from 3) in the final 15 minutes of the game.

► OU has held its opponent to 60 or fewer points in six games (did so only once last season).

► The Sooners have held their opponents to 30 or fewer points in the first half on eight occasions this season (did so zero times last season).

► OU opponents have shot under 32 percent in five games this season.

► Oklahoma's opponents are averaging 32.2 points in the first half. OU opponents scored 32 or fewer first half points on only five occasions last season.

DIFFERENT GUY EVERY NIGHT

► Oklahoma head coach **Lon Kruger** has said all season that for the Sooners to be successful, they'll need contributions from different guys each night. The Sooners have seen just as their roster features eight players averaging at least four points and five averaging at least eight points.

► All nine Sooners in Kruger's main rotation have multiple games of 10-or-more points.

► The Sooners have had at least three players reach double-digit scoring in all 15 of their wins.

► Six different Sooners boast at least eight games of double-digit scoring.

SENIOR-HEAVY SOONERS

► Last season's Sooner squad was one of the youngest teams in both the Big 12 and the country. With nine freshmen and sophomores and only one senior, Oklahoma was the second least-experienced team in the conference, according to KenPom.com. The analytics website's formula, based on age and collegiate playing experience, ranked the Sooners 304 out of 351 Division I teams in experience. It will be a different story for Oklahoma this season, as its roster now features eight seniors or graduate students and only one scholarship freshman. Using the same KenPom experience metric, Oklahoma is 28th in experience this season and No. 1 among teams from major conferences.

► Through the combination of time and targeting experienced transfers in recruiting, the Sooners now boast the most seniors and graduates of any team in the Big 12. With seven more seniors/graduates than 2017-18, Oklahoma owns the largest-known increase of seniors in NCAA Division I this season.

► The Sooners' average age on opening night in 2017 was 19.9. On the day of OU's 2018 season opener (Nov. 9), the Oklahoma roster was an average age of 21.1 and the oldest in the Big 12.

► **Christian James, Rashard Odomes** and **Jamuni McNeace** form the core group of OU seniors, as all three have spent at least three years in the Sooners' program. The trio combines for 332 games of collegiate experience and 142 starts. Both James and Odomes have been consistent members of OU's starting lineup over the past three seasons, while McNeace continued to see his role expanded as the 2017-18 season progressed. James' 11.9 points per game last season are the most among returning players while McNeace led Sooner returners in rebounds (5.4) and blocked shots (1.4). With a 7-foot-4 wingspan and one of the most athletic builds on the team, McNeace is gearing towards having a breakout senior season as the Sooners' starting center.

► Oklahoma also installed significant experience and leadership into its roster through the addition of two graduate transfer guards: **Aaron Calixte** and **Miles Reynolds**. An experienced point guard from the University of Maine, Calixte brings career averages of 11.6 points and 3.0 assists. Reynolds joins the Sooners after two seasons at Pacific, where he scored 13.3 points a game last season. In the team's annual player poll, Reynolds' teammates voted him the best vocal leader and one of OU's best leaders by example.

HIGH-SCORING OFFENSE TO LOCKDOWN D

	2017-18		2018-19	
	Avg.	NCAA Rank	Avg.	NCAA Rank
Scoring Offense	84.9	5	71.2	226
Scoring Defense	81.7	337	67.5	76
FG% Defense	.443	200	.398	20

OLDER OVERNIGHT

	2017-18	2018-19
Average Age of Roster*	19.9	21.1
Roster Age Rank in Big 12	Second-Youngest	Oldest
Seniors/Graduates	1	8
Number of Seniors Rank in Big 12	Fewest	Most
KenPom.com Roster Experience Ranking	No. 304	No. 28

*On Opening Night

SENIORS AND GRADUATES TO WATCH

Player	2017-18 Scoring Average	Career Games*	2017-18 School
Aaron Calixte	16.9	97	Maine
Miles Reynolds	13.3	87	Pacific
Christian James	11.9	97	Oklahoma
Rashard Odomes	7.2	79	Oklahoma
Jamuni McNeace	6.8	90	Oklahoma

*Heading into the 2018-19 season

WHERE OKLAHOMA RANKS...

Through Feb. 15

Offensive Stats	Big 12	NCAA
Points	71.1	7
Rebounds	38.9	2
Assists	12.6	10
FG %	.439	6
3FG%	.331	6
FT%	.685	6
Turnovers	12.6	4

Defensive Stats	Big 12	NCAA
Points Allowed	67.5	6
Opp. FG%	.399	2
Opp. 3FG%	.337	7
Steals	6.0	8
Blocks	3.5	9
Opp. Turnovers	12.5	9

OKLAHOMA IN THE POLLS

WEEK	AP	COACHES
Preseason	-	-
Nov. 12	-	-
Nov. 19	-	-
Nov. 26	-	-
Dec. 3	RV	-
Dec. 10	RV	RV
Dec. 17	RV	RV
Dec. 24	25	RV
Dec. 31	23	25
Jan. 7	23	22
Jan. 14	20	19
Jan. 21	RV	RV
Jan. 28	RV	RV
Feb. 4	-	-

2018-19 AWARDS AND WATCH LISTS

Christian James

12.10 Big 12 Player of the Week

Miles Reynolds

12.26 Big 12 Newcomer of the Week

WHERE THE SOONERS RANK IN THE BIG 12

Through Feb. 15

Scoring

5. Christian James 15.4

Rebounds

6. Christian James 7.0

8. Kristian Doolittle 6.5

8. Brady Manek 6.5

Blocks

7. Jamuni McNeace 1.1

Steals

7. Jamal Bienenmy 1.5

3-Point Field Goals

7. Christian James 1.9

Field Goal Percentage

9. Kristian Doolittle500

Free Throw Percentage

9. Christian James773

TOUGH SCHEDULING...AGAIN

► In each of the past three seasons, ESPN's College Basketball Power Index has ranked the Sooners' strength of schedule as one of the top-five toughest in the country, and the Sooners have another chance to add to that in 2018-19, facing a gruelling double round-robin schedule in the Big 12 along with non-conference matchups against Florida, Wisconsin, Dayton, Wichita State, USC, Creighton, Northwestern and Vanderbilt.

► Eight of OU's nine Big 12 opponents (Baylor, Kansas, Kansas State, Oklahoma State, TCU, Texas, Texas Tech and West Virginia) qualified for the 2018 NCAA Tournament or NIT.

IT'S NOT WHERE YOU START...

► Oklahoma was voted eighth in the Big 12 Conference's 2018-19 preseason poll. OU has finished as well or better in the conference standings than predicted in five of its seven previous seasons under Kruger. Kruger's OU teams have surpassed their win total from each subsequent season in six of the last seven years.

MARCH TO MADNESS

► Oklahoma aims to continue its trend of dancing in March under head coach Lon Kruger. Since 2013 (Kruger's second season at OU), the Sooners have reached the NCAA Tournament on five occasions. Oklahoma is one of only three Big 12 programs to have its name called on five of the last six Selections Sundays. Under Kruger, the Sooners have reached the Sweet 16 twice along with a trip to the 2016 Final Four.

► Oklahoma has reached the Big Dance 26 times in the past 35 years. The Sooners' 26 NCAA Tournament appearances since 1984 are the 10th most in the nation during that span, behind only Kansas, Duke, North Carolina, Arizona, Connecticut, Kentucky, Michigan State, Syracuse and UCLA.

KRUGER INKS TOP-10 RECRUITING CLASS

► Oklahoma men's basketball head coach **Lon Kruger** announced the Sooners' highly-anticipated 2019 recruiting class on Nov. 15. The Sooners' recruiting class is listed in the top 10 nationally by both ESPN (No. 8) and 247Sports (No. 9) and is ranked No. 11 by Rivals. Both ESPN and 247 also list Oklahoma's incoming class as the best in the Big 12.

► The class is comprised of three high school seniors all ranked in the top 100 nationally along with two experienced junior college transfers. Making up the signing class are guards **De'Vion Harmon** (Denton, Texas) and **Alondes Williams** (River Grove, Ill.), forwards **Jalen Hill** (Las Vegas, Nev.) and **Victor Iwuakor** (Sulphur Springs, Texas) and center **Corbin Merritt** (Tallahassee, Fla.).

THEM BOYS UP TO SOMETHING...

► Jordan Brand continues to expand both on the court and on the field. On Nov. 9, 2017, the brand welcomed the University of Oklahoma to the family, making it just the fifth collegiate basketball program and third football program to represent the Jumpman. The Sooners' uniforms are now in their first season of featuring the iconic Jumpman logo. The partnership includes the football team and the men's and women's basketball teams. Oklahoma joins Florida, Michigan and North Carolina as the only schools to wear the Jumpman on its football and basketball uniforms.

GRIFFIN GIVES BACK

► The Griffin Family Performance Center is an 18,400-gross-square foot training center located just south of the men's and women's basketball's two existing practice gyms. The performance center, which opened this past summer, was designed to help enhance the strength and conditioning training facilities for both men's and women's programs, as well other Sooner student-athletes. The center was primarily financed through a generous gift from Oklahoma alum **Blake Griffin** – the 2009 consensus national player of the year and the No. 1 overall pick in that year's NBA Draft.

EVERY YEAR IS A GAUNTLET

Season	Strength of Schedule Rank*
2018-19	9
2017-18	4
2016-17	1
2015-16	2
2014-15	7

*According to ESPN's College Basketball Power Index

NCAA TOURNAMENTS IN THE LAST SIX SEASONS

Team	No.
Kansas	6
Oklahoma	5
Iowa State	5
Baylor	4
Kansas State	4
Oklahoma State	4
Texas	4
West Virginia	4
Texas Tech	2
TCU	1



#NBASooners

- ▶ With **Trae Young**'s selection as the fifth overall pick in 2018 NBA Draft, he became the fourth Sooner to be drafted in the Kruger era and the third OU guard to hear his name called on draft night in the past three years. Over the past 10 seasons, Oklahoma boasts seven NBA Draft selections, including three lottery picks. **Blake Griffin** was selected as the No. 1 overall pick in 2009 and **Buddy Hield** was taken with the sixth choice in 2016.
- ▶ OU is the only school with multiple guards (Hield and Young) selected in the top six over the last three NBA Drafts.
- ▶ Oklahoma and Duke are the only schools with multiple top-six picks over the last three drafts.
- ▶ Griffin, Hield and Young were all drafted in the top six of their respective drafts. Over the past decade, only Kentucky (eight), Duke (six) and Kansas (four) have more top-six draft picks than Oklahoma.
- ▶ Over the last three drafts, Oklahoma has as many top-10 draft picks (two) as the rest of the Big 12 combined (Kansas' Josh Jackson in 2017 as Texas' Mo Bamba in 2018).
- ▶ Oklahoma's three top-10 NBA Draft picks in the last 10 years are the second most in the Big 12 and fifth most in the nation during that stretch.
- ▶ The NBA trio of Griffin, Hield and Young have gotten off to a hot start in the 2018-19 season. Oklahoma and Kentucky are the only schools with three NBA players who averaged over 18 points in the month of October.
- ▶ Young was named the Eastern Conference Rookie of the Month for October/November after leading all first-year players in the East with 15.6 points and 7.6 assists per game during first two months of the season, compiling an NBA rookie-best seven point/assist double-doubles. He strung together three consecutive contests with at least 10 points and 10 assists from Nov. 1-6, becoming the first rookie with three straight point/assist doubles within his first 10 career games since John Wall in 2010.
- ▶ In total, Oklahoma has seen 49 Sooners selected into the NBA Draft, including 10 first-round picks and seven lottery selections.

COACHING LEGEND

- ▶ In his 33 seasons as a collegiate head coach, **Lon Kruger** has built his career on the foundation of hard work, humility, integrity and service. From becoming the first Division I coach to guide five different schools to the NCAA Tournament to his dedicated work with Coaches vs. Cancer, Kruger has established a reputation as a genuine leader, winning coach and community champion. The John R. Wooden Award has recognized Kruger's accolades both on and off the court by selecting him as this season's recipient of its Legends of Coaching Award. The honor was announced in October by Nan Wooden, daughter of Hall of Fame coach John Wooden.
- ▶ Created in 1999, the Legends of Coaching honor recognizes college coaches who exemplify Coach Wooden's high standard of coaching success and personal integrity. The honorees are selected based on character, success on the court, graduation rate of student-athletes in their basketball program, coaching philosophy and identification with the goals of the John R. Wooden Award. As this year's recipient, Kruger joins a prestigious list of previous honorees that includes Geno Auriemma, Jim Boeheim, Jim Calhoun, Billy Donovan, Tom Izzo, Mike Krzyzewski, Lute Olson, Bill Self, Dean Smith, Pat Summit and Roy Williams. Kruger will be awarded the honor during the fifth annual ESPN College Basketball Awards on April 12, 2019.
- ▶ Kruger is the first Division I coach to take five different schools to the NCAA Tournament and the only coach to win an NCAA Tournament game with five different programs. In 2015 he became the first coach since the NCAA Tournament expanded to 64 teams in 1985 to take four programs to the Sweet 16 or beyond. He has reached the Final Four in 1994 (Florida) and 2016 (Oklahoma) and owns the 10th-most victories (619) among active Division I head coaches.
- ▶ Kruger's success at Oklahoma has been evident throughout the country, taking a Sooners team that went 27-36 (.429) in the two seasons prior to his arrival to reaching the Final Four just five years into the job. Since 2011, Kruger has racked up five NCAA Tournament appearances, coached four NBA Draft picks, a national player of the year (**Buddy Hield**), a national freshman of the year (**Trae Young**) and was named the 2014 AP Big 12 Coach of the Year.
- ▶ Kruger has also shown a passion for community leadership, particularly in the fight against cancer. This summer, he was named council chair of Coaches vs. Cancer, a nationwide program partnering with the American Cancer Society and the NABC. Kruger has been a member of the Coaches vs. Cancer Council since 2007 and has been a longtime supporter of the American Cancer Society. As founder and chairman of the Coaches vs. Cancer Las Vegas Golf Classic, Kruger's leadership has helped the event raise over \$3.5 million over the last 11 years.

RESULTS AND GAME LEADERS

Date	Opponent	W/L	Score	Margin	Attend.	Points Leader	Rebounds Leader	Assists Leader
11/9	at UTRGV	W	91-76	+15	5,071	James - 29	Manek/McNeace - 12	Bieniemy - 4
11/12	at UTSA	W	87-67	+20	2,494	James - 24	Doolittle/Manek - 11	Bieniemy/Calixte - 4
11/18	Wofford	W	75-64	+11	8,432	Manek - 18	Manek - 11	James - 3
11/21	vs. Florida	W	65-60	+5	1,401	James - 18	Manek - 10	Four Players - 2
11/22	vs. No. 25 Wisconsin	L	58-78	-20	1,182	James - 18	McNeace - 6	Calixte/Bieniemy - 2
11/23	vs. Dayton	W	65-54	+11	1,052	James - 21	McNeace - 8	James - 4
11/27	North Texas	W	73-57	+16	6,553	Reynolds - 17	McNeace - 10	James - 4
12/4	vs. Notre Dame	W	85-80	+5	8,449	James - 25	James - 10	Bieniemy/Calixte - 4
12/8	Wichita State	W	80-48	+32	7,015	James/Reynolds - 14	James - 13	Bieniemy/Calixte - 3
12/15	USC	W	81-70	+11	7,170	Reynolds - 20	James - 15	Bieniemy - 6
12/18	Creighton	W	83-70	+13	8,020	Manek - 18	James - 12	Calixte/Reynolds - 4
12/21	at Northwestern	W	76-69 (OT)	+7	7,039	Doolittle - 14	Doolittle/James - 9	Calixte - 6
1/2	at No. 5 Kansas	L	63-70	-7	16,300	Manek - 16	James - 12	Calixte - 3
1/5	Oklahoma State	W	74-64	+10	10,906	Doolittle - 16	James - 11	Bieniemy - 5
1/8	at No. 8 Texas Tech	L	59-66	-7	14,090	James - 14	Doolittle - 8	Bieniemy - 5
1/12	No. 25 TCU	W	76-74	+2	8,005	Doolittle - 24	Doolittle - 10	Calixte/James - 4
1/16	Kansas State	L	61-74	-13	7,597	James - 20	James - 7	Doolittle - 4
1/19	at Texas	L	72-75	-3	11,991	James - 20	Doolittle - 8	Bieniemy/Doolittle - 2
1/23	at Oklahoma State	W	70-61	+9	11,086	Bieniemy - 17	Doolittle - 7	Doolittle/Odomes - 5
1/26	Vanderbilt	W	86-55	+31	8,848	James - 21	Bieniemy/James - 5	Bieniemy - 7
1/28	Baylor	L	47-77	-30	10,193	Doolittle - 12	James - 7	Bieniemy - 6
2/2	at West Virginia	L	71-79	-8	11,611	Manek - 18	Doolittle - 12	Bieniemy - 5
2/4	No. 17 Iowa State	L	74-75	-1	8,889	Doolittle - 19	Doolittle - 9	Five Players - 2
2/9	No. 18 Texas Tech	L	54-66	-12	9,463	Odomes - 14	Manek - 11	Bieniemy - 3
2/11	at Baylor	L	53-59	-6	4,517	Doolittle - 14	Odomes - 10	Bieniemy - 3

POINTS, REBOUNDS AND ASSISTS

Date	Opponent	0 JAMES	1 ODOMES	2 CALIXTE	3 REYNOLDS	4 MCNEACE	5 FREEMAN	14 LAZENBY	21 DOOLITTLE	22 GEHA	24 BIENIEMY	32 STRELLER	35 MANEK	44 PÖLLÄ	52 KUATH
11/9	at UTRGV	<u>29-3-1</u>	7-1-1	<u>15-2-3</u>	6-2-1	<u>9-12-1</u>	3-0-1	DNP	<u>7-3-1</u>	DNP	1-1-4	DNP	<u>12-12-2</u>	0-1-0	2-2-1
11/12	at UTSA	<u>24-3-1</u>	2-1-0	<u>18-2-4</u>	7-2-0	<u>8-3-1</u>	0-3-1	DNP	<u>8-11-1</u>	DNP	8-2-4	DNP	<u>10-11-1</u>	0-1-0	2-1-0
11/18	Wofford	<u>15-5-3</u>	0-1-1	<u>7-2-2</u>	12-1-1	<u>4-4-0</u>	11-2-2	DNP	<u>8-9-1</u>	DNP	0-0-0	0-0-0	<u>18-11-1</u>	0-0-0	0-1-0
11/21	vs. Florida	<u>18-7-1</u>	11-3-1	<u>4-3-2</u>	4-1-2	<u>11-6-2</u>	3-2-1	DNP	<u>2-8-1</u>	DNP	4-5-2	DNP	<u>6-10-1</u>	0-0-0	2-0-0
11/22	vs. Wisconsin	<u>18-2-1</u>	7-2-1	<u>10-2-2</u>	1-1-0	<u>5-6-0</u>	2-0-1	DNP	<u>9-5-0</u>	DNP	3-2-2	DNP	<u>3-5-0</u>	DNP	0-1-0
11/23	vs. Dayton	<u>21-5-4</u>	0-0-1	<u>2-4-3</u>	17-4-0	<u>16-8-2</u>	3-2-1	DNP	<u>0-1-0</u>	DNP	3-1-3	DNP	<u>3-7-1</u>	DNP	0-0-0
11/27	North Texas	<u>9-2-4</u>	3-1-0	<u>7-2-3</u>	17-3-1	<u>16-10-0</u>	0-2-1	DNP	<u>8-3-0</u>	DNP	3-6-0	DNP	<u>10-8-3</u>	0-0-0	DNP
12/4	vs. Notre Dame	<u>25-10-3</u>	2-5-3	<u>12-3-4</u>	<u>9-4-3</u>	DNP	11-4-1	DNP	<u>6-3-0</u>	DNP	3-1-4	DNP	<u>17-8-1</u>	0-1-0	DNP
12/8	Wichita State	<u>14-13-2</u>	4-6-0	<u>10-3-3</u>	<u>14-4-2</u>	DNP	11-3-0	DNP	<u>6-8-0</u>	2-0-0	5-4-3	0-0-0	<u>8-3-0</u>	6-3-0	DNP
12/15	USC	<u>16-15-2</u>	7-0-0	<u>8-2-4</u>	<u>20-4-0</u>	2-3-1	6-2-0	DNP	<u>5-5-0</u>	DNP	2-5-6	DNP	<u>15-5-1</u>	0-0-0	DNP
12/18	Creighton	<u>14-12-0</u>	13-1-0	<u>2-4-4</u>	<u>13-4-4</u>	<u>4-1-0</u>	3-4-1	DNP	13-5-1	DNP	3-1-2	DNP	<u>18-5-1</u>	DNP	DNP
12/21	at Northwestern	<u>12-9-2</u>	13-3-1	<u>9-4-6</u>	<u>11-5-2</u>	2-2-1	2-3-0	DNP	<u>14-9-2</u>	DNP	4-3-5	DNP	<u>9-5-0</u>	DNP	DNP
1/2	at Kansas	<u>11-12-2</u>	0-1-0	<u>10-1-3</u>	<u>7-3-2</u>	0-1-0	0-1-0	DNP	<u>12-8-2</u>	DNP	7-0-0	DNP	<u>16-11-0</u>	DNP	DNP
1/5	Oklahoma State	<u>14-11-0</u>	8-3-2	<u>8-5-2</u>	<u>8-3-2</u>	1-3-1	3-1-0	DNP	<u>16-8-0</u>	DNP	3-3-5	DNP	<u>15-5-0</u>	DNP	DNP
1/8	at Texas Tech	<u>14-6-1</u>	6-1-0	<u>8-1-3</u>	<u>4-4-1</u>	2-1-0	0-0-0	DNP	<u>9-8-0</u>	DNP	3-5-5	DNP	<u>13-7-1</u>	DNP	DNP
1/12	TCU	<u>15-8-4</u>	1-0-0	<u>12-1-4</u>	2-3-3	<u>6-6-1</u>	0-0-0	DNP	<u>24-10-0</u>	DNP	4-1-2	DNP	<u>12-5-0</u>	DNP	DNP
1/16	Kansas State	<u>20-7-3</u>	17-4-2	<u>6-1-1</u>	3-1-1	<u>0-2-0</u>	0-1-0	DNP	<u>7-5-4</u>	DNP	3-0-1	DNP	<u>5-5-0</u>	DNP	DNP
1/19	at Texas	<u>20-7-1</u>	<u>11-2-1</u>	3-1-1	3-2-1	6-3-0	0-1-0	DNP	<u>9-8-2</u>	DNP	<u>11-2-2</u>	DNP	<u>9-5-0</u>	DNP	DNP
1/23	at Oklahoma State	<u>5-5-2</u>	<u>11-4-5</u>	0-0-1	2-2-2	13-3-0	DNP	DNP	<u>7-7-5</u>	DNP	<u>17-3-1</u>	DNP	<u>15-3-1</u>	DNP	DNP
1/26	Vanderbilt	<u>21-5-2</u>	<u>14-3-3</u>	8-1-1	9-1-2	2-3-0	4-1-0	DNP	<u>4-3-0</u>	2-0-0	<u>0-5-7</u>	0-1-0	<u>16-4-0</u>	6-2-0	DNP
1/28	Baylor	<u>8-7-2</u>	<u>6-1-2</u>	5-2-0	11-1-0	2-4-0	0-0-0	DNP	<u>12-6-1</u>	DNP	<u>0-3-6</u>	DNP	<u>3-5-0</u>	DNP	DNP
2/2	at West Virginia	<u>10-2-2</u>	<u>5-1-1</u>	17-1-3	6-3-0	2-3-0	DNP	DNP	<u>7-12-1</u>	DNP	<u>3-0-5</u>	DNP	<u>18-4-0</u>	3-2-0	DNP
2/4	Iowa State	<u>10-4-2</u>	9-3-2	<u>3-2-1</u>	4-3-1	2-3-0	DNP	DNP	<u>19-9-2</u>	DNP	<u>5-1-2</u>	DNP	<u>16-2-2</u>	DNP	DNP
2/9	Texas Tech	<u>11-8-0</u>	14-4-0	<u>0-2-1</u>	2-0-2	DNP	0-0-0	DNP	<u>10-4-2</u>	DNP	<u>6-2-3</u>	DNP	<u>11-11-1</u>	0-1-0	DNP
2/11	at Baylor	<u>11-8-2</u>	<u>7-10-1</u>	2-0-1	0-2-1	DNP	5-1-0	DNP	<u>14-4-2</u>	DNP	<u>3-2-3</u>	DNP	<u>11-5-1</u>	DNP	DNP

Starters Underlined

GAME-BY-GAME TEAM STATS

		FG-A	Pct.	3FG-A	Pct.	FT-A	Pct.	O-D-T	PF	A	TO	B	S	1	2	TP
11/9	at UTRGV Oklahoma	29-69 29-58	.420 .500	9-19 11-23	.474 .478	9-17 22-31	.529 .710	12-25-37 10-33-43	25 22	16 16	15 15	3 7	10 8	31 43	45 48	76 91
11/12	at UTSA Oklahoma	26-73 35-69	.356 .507	9-29 8-19	.310 .421	6-7 9-11	.857 .818	16-26-42 9-32-41	16 13	13 13	20 14	3 5	5 8	29 39	38 48	67 87
11/18	Wofford at Oklahoma	24-64 25-58	.375 .431	10-32 6-18	.313 .333	6-13 19-30	.462 .633	10-28-38 12-33-45	24 15	12 11	9 7	2 0	4 5	38 37	26 38	64 75
11/21	vs. Florida Oklahoma	23-59 25-64	.390 .391	11-28 4-18	.392 .222	3-11 11-15	.273 .733	7-27-34 15-33-48	14 13	15 13	11 14	6 8	9 6	30 32	30 33	60 65
11/22	No. 25 Wisconsin vs. Oklahoma	28-59 24-51	.475 .471	14-22 5-13	.636 .385	8-11 5-11	.727 .455	10-23-33 9-22-31	12 14	16 7	8 15	3 7	8 5	31 28	47 30	78 58
11/23	Dayton vs. Oklahoma	19-60 21-50	.317 .420	6-24 6-18	.250 .333	10-15 17-21	.667 .810	12-24-36 6-32-38	17 18	12 15	9 8	2 4	6 4	28 34	26 31	54 65
11/27	North Texas at Oklahoma	19-69 25-53	.275 .472	6-26 6-17	.231 .353	13-17 17-33	.765 .515	14-27-41 7-35-42	26 15	8 12	17 16	1 4	8 8	27 29	30 44	57 73
12/4	vs. Notre Dame Oklahoma	31-74 32-68	.419 .471	7-25 15-29	.280 .517	11-19 6-8	.579 .750	12-30-42 8-35-43	13 18	13 19	4 12	3 4	7 3	36 43	44 42	80 85
12/8	Wichita State at Oklahoma	15-62 26-59	.242 .441	5-27 10-25	.185 .400	13-15 18-22	.867 .818	11-22-33 14-38-52	17 15	5 10	15 18	2 2	6 7	27 35	21 45	48 80
12/15	USC at Oklahoma	23-66 30-61	.348 .492	6-20 6-18	.300 .333	18-25 15-25	.720 .600	13-26-39 9-35-44	24 20	11 14	18 17	2 2	5 7	28 40	42 41	70 81
12/18	Creighton at Oklahoma	29-63 30-58	.460 .517	7-30 5-17	.233 .294	5-14 18-28	.357 .643	9-26-35 8-31-39	21 19	10 13	18 14	1 5	4 2	33 47	37 36	70 83
12/21	at Northwestern Oklahoma	28-66 32-75	.424 .427	8-23 5-21	.348 .238	5-9 7-10	.556 .700	8-28-36 18-34-52	13 16	20 19	10 12	10 3	7 6	32 32	34 3 34 10	69 76
1/2	at No. 5 Kansas No. 23 Oklahoma	26-63 25-62	.413 .403	4-21 5-22	.190 .227	14-22 8-13	.636 .615	12-30-42 11-29-40	17 17	10 9	14 17	6 2	11 5	40 25	30 38	70 63
1/5	Oklahoma State at No. 23 Oklahoma	22-64 21-58	.344 .362	6-26 7-28	.231 .250	14-21 25-36	.667 .694	9-30-39 15-36-51	25 20	10 12	9 12	1 2	3 4	32 38	32 36	64 74
1/8	at No. 8 Texas Tech No. 23 Oklahoma	22-49 20-62	.449 .323	5-19 9-29	.263 .310	17-17 10-14	1.000 .714	3-28-31 16-22-38	14 18	11 11	14 14	8 2	8 7	31 35	35 24	66 59
1/12	No.25 TCU at No. 23 Oklahoma	25-72 27-55	.347 .491	12-27 5-15	.444 .333	12-16 17-25	.750 .680	17-25-42 4-32-36	19 10	15 14	12 9	2 9	5 8	43 37	31 39	74 76
1/16	Kansas State at No. 20 Oklahoma	29-58 22-47	.500 .468	10-22 5-18	.455 .278	6-7 12-23	.857 .522	11-20-31 9-19-28	14 16	15 12	10 16	0 1	8 6	30 24	44 37	74 61
1/19	at Texas No. 20 Oklahoma	25-55 27-61	.455 .443	5-22 7-17	.227 .412	20-25 11-13	.800 .846	10-26-36 9-23-32	13 18	8 8	6 6	6 3	2 5	29 24	46 48	75 72
1/23	at Oklahoma State Oklahoma	22-52 26-52	.423 .500	12-27 6-18	.444 .333	5-7 12-16	.714 .750	8-23-31 5-23-28	14 11	15 17	13 6	4 2	4 8	37 31	24 39	61 70
1/26	Vanderbilt at Oklahoma	21-57 36-65	.368 .554	5-21 7-23	.238 .304	8-12 7-9	.667 .778	10-24-34 7-29-36	13 13	7 15	22 12	3 4	7 11	23 41	32 45	55 86
1/28	Baylor at Oklahoma	31-57 15-55	.544 .273	10-20 4-20	.500 .200	5-11 13-17	.455 .765	8-31-39 9-23-32	19 14	17 11	12 14	5 3	9 3	39 21	38 26	77 47
2/2	at West Virginia Oklahoma	25-59 21-50	.424 .420	7-22 8-21	.318 .381	22-33 21-29	.667 .724	18-28-46 7-23-30	25 28	9 12	12 15	1 1	9 7	33 26	46 45	79 71
2/4	No. 17 Iowa State at Oklahoma	28-63 28-65	.444 .431	10-30 8-21	.333 .381	9-13 10-12	.692 .833	13-28-41 11-25-36	13 13	12 12	11 7	6 5	7 2	35 36	40 38	75 74
2/9	No. 18 Texas Tech at Oklahoma	23-54 21-58	.426 .362	10-22 4-14	.455 .286	10-12 8-12	.833 .667	9-29-38 10-25-35	18 17	15 9	14 14	7 1	7 7	35 24	31 30	66 54
2/11	at Baylor Oklahoma	21-54 21-54	.389 .389	10-22 3-16	.455 .188	7-10 8-15	.700 .533	11-23-34 13-20-33	14 11	15 10	10 10	5 2	5 8	31 31	28 22	59 53

SCORING + SPECIALTY STATS

Date	Opponent	First Half		Second Half		Total		Starters		Bench		In the Paint		Fast Break		Second Chance		Off Turnovers	
		OU	Opp.	OU	Opp.	OU	Opp.	OU	Opp.	OU	Opp.	OU	Opp.	OU	Opp.	OU	Opp.	OU	Opp.
11/9	at UTRGV	43	31	48	45	91	76	72	51	19	25	34	28	28	13	4	9	18	19
11/12	at UTSA	39	29	48	38	87	67	68	56	19	11	52	32	17	8	13	11	21	15
11/18	Wofford	37	38	38	26	75	64	52	47	23	17	26	20	2	0	12	7	5	11
11/21	vs. Florida	32	30	33	30	65	60	41	34	24	26	38	18	2	6	9	9	10	17
11/22	vs. Wisconsin	28	31	30	47	58	78	45	57	13	21	30	26	0	0	7	12	8	13
11/23	vs. Dayton	34	28	31	26	65	54	42	45	23	9	28	26	4	6	3	13	9	8
11/27	North Texas	29	27	44	30	73	57	50	38	23	19	38	24	8	0	15	12	15	12
12/4	vs. Notre Dame	43	36	42	44	85	80	69	50	16	30	26	46	12	11	4	14	7	15
12/8	Wichita State	35	27	45	21	80	48	52	30	28	18	30	16	6	2	10	11	19	12
12/15	USC	40	28	41	42	81	70	64	51	17	19	44	28	10	0	4	10	15	19
12/18	Creighton	47	33	36	37	83	70	51	53	32	17	44	42	4	4	8	6	18	14
12/21	at Northwestern	32	32	34	34	76	69	43	57	33	12	44	26	13	5	13	5	10	0
1/2	at Kansas	25	40	38	30	63	70	56	63	7	7	32	40	6	12	6	13	14	22
1/5	Oklahoma State	38	32	36	32	74	64	61	40	13	24	24	26	2	4	7	9	12	12
1/8	at Texas Tech	35	31	24	35	59	66	48	54	5	2	18	24	5	2	16	4	14	13
1/12	TCU	37	39	43	31	76	74	69	42	7	32	36	26	8	2	7	8	21	7
1/16	Kansas State	24	30	37	44	61	74	38	66	23	8	30	20	4	6	4	8	8	18
1/19	at Texas	24	29	48	46	72	75	60	68	12	7	24	34	2	0	9	13	11	5
1/23	at Oklahoma State	31	37	39	24	70	61	55	52	15	9	38	16	11	7	11	11	21	4
1/26	Vanderbilt	41	23	45	32	86	55	55	44	31	11	52	30	7	2	11	2	22	8
1/28	Baylor	21	39	26	38	47	77	29	49	18	28	38	18	2	11	8	8	12	20
2/2	at West Virginia	26	33	45	46	71	79	43	45	28	34	22	30	2	0	9	27	17	18
2/4	Iowa State	36	38	35	40	74	75	53	55	21	24	30	36	4	6	9	16	13	9
2/9	Texas Tech	24	35	30	31	54	66	38	42	16	24	54	66	4	7	3	11	12	7
2/11	at Baylor	31	31	22	28	53	59	46	35	7	24	28	22	4	0	9	13	6	10
Totals		777	741	886	818	1,672	1,563	1,216	1,147	450	410	778	632	159	107	200	238	320	291
Season Averages		33.8	32.2	38.5	35.6	72.7	68.0	52.9	49.9	19.6	17.8	33.8	27.5	6.9	4.7	8.7	10.3	13.9	12.7

DOUBLE-DIGIT PERFORMANCES AND GAME LEADERS

	10+ POINTS	20+ POINTS	30+ POINTS	10+ REBOUNDS	10+ ASSISTS	DOUBLE-DOUBLES	POINTS	LED OU IN... REBOUNDS	ASSISTS
Jamal Bieniemy	2	-	-	-	-	-	1	1	16
Aaron Calixte	8	-	-	-	-	-	-	-	9
Kristian Doolittle	9	2	-	2	-	1	6	8	3
Matt Freeman	3	-	-	-	-	-	-	-	-
Patrick Geha	-	-	-	-	-	-	-	-	-
Christian James	22	7	-	6	-	6	11	9	5
Kur Kuath	-	-	-	-	-	-	-	-	-
Ty Lazenby	-	-	-	-	-	-	-	-	-
Brady Manek	17	-	-	6	-	5	4	5	1
Jamuni McNeace	4	-	-	2	-	1	-	4	1
Rashard Odomes	8	-	-	1	-	-	1	1	2
Hannes Pöllä	-	-	-	-	-	-	-	-	-
Miles Reynolds	8	6	-	-	-	-	3	1	2
Read Streller	-	-	-	-	-	-	-	-	-

GAME MARGINS

	1	2	3	4	5	6	7	8	9	10	11	12	13	14	15	16+
Wins by...	-	1	-	-	2	-	1	-	1	1	3	-	1	-	1	4
Losses by...	1	-	1	-	-	1	2	1	-	-	-	1	1	-	-	2

OU IN GAMES DECIDED BY ...

5 points or less	3-2
6-10 points	3-4
11-19 points	6-2
20 or more points	3-2

LEADS AND DEFICITS

Largest lead	32, Dec. 8 vs. Wichita State
Largest deficit	30, Jan. 28 vs. Baylor
Largest halftime lead	18, Jan. 26 vs. Vanderbilt
Largest halftime deficit	18, Jan. 28 vs. Baylor

Largest halftime deficit in a win	6, Jan. 12 vs. TCU
Largest deficit in a win	19, Jan. 23 vs. Oklahoma State
Largest winning margin	32, Dec. 8 vs. Wichita State
Largest losing margin	30, Jan. 28 vs. Baylor

OU'S RECORD WHEN...

Home	8-4
At Lloyd Noble Center	6-4
Road	4-5
Neutral Site	3-1
Overtime	0-0
Big 12 Conference Games	3-9
Non-Conference Games	12-1
vs. AP Top 25 opponents	1-5
vs. major conference (Big 12, Big East, Big Ten, Pac 12, SEC, ACC)...	9-10
vs. non-major conference school	6-0
On no days rest	1-1
On one days rest	0-3
On two days rest	6-2
On three days rest	3-1
On four days rest	1-2
One five+ days rest	4-1
Ahead at the half	11-2
Behind at the half	3-7
Tied at the half	1-1
FG% of .500 or more	5-0
FG% less than .500	9-9
Better FG% than opp.	15-0
Worse FG% than opp.	0-9
Same FG% as opp.	0-1
More 3-point field goals	5-4

Fewer 3-point field goals	7-6
Same 3-point field goals	3-0
Bench outscores opponent bench	9-3
Bench outscored by opponent bench or tied	6-7
More points in the paint	13-4
Fewer or same points in the paint	2-6
More fast break points	11-4
Fewer or same fast break points	4-6
More second chance points	5-1
Fewer or same second chance points	10-9
Outrebound opponent	12-1
Tied or outrebounded by opponent	3-9
Same or fewer turnovers than opp.	10-5
More turnovers than opp.	5-5
Score fewer than 50 pts.	0-1
Score 50-59 pts.	0-4
Score 60-69 pts.	2-2
Score 70-79 pts.	6-3
Score 80-89 pts.	6-0
Score 90 or more pts.	1-0
Allow fewer than 50 pts.	1-0
Allow 50-59 pts.	3-1
Allow 60-69 pts.	6-2
Allow 70-79 pts.	4-7
Allow 80-89 pts.	1-0

TEAM HIGHS AND LOWS

OKLAHOMA

	HIGH	LOW
Points	91 vs. UTRGV, Nov. 9	47 vs. Baylor, Jan. 28
Points in a Half	48, three times, last: (second) vs. Texas, Jan. 19	21 (first) vs. Baylor, Jan. 28
Points in an Overtime Period	10 vs. Northwestern, Dec. 21	10 vs. Northwestern, Dec. 21
Field Goals	36 vs. Vanderbilt, Jan. 26	15 vs. Baylor, Jan. 28
Field Goal Attempts	75 vs. Northwestern, Dec. 21	47 vs. Kansas State, Jan. 16
Field Goal Percentage	.554 vs. Vanderbilt, Jan. 26	.273 vs. Baylor, Jan. 28
3-Point Field Goals	15 vs. Notre Dame, Dec. 4	3 vs. Baylor, Feb. 11
3-Point Field Goal Attempts	29, twice, last: vs. Texas Tech, Jan. 8	13 vs. Wisconsin, Nov. 22
3-Point Field Goal Percentage (min. 10 att.)	.517 vs. Notre Dame, Dec. 4	.188 vs. Baylor, Feb. 11
Free Throws Made	25 vs. Oklahoma State, Jan. 5	5 vs. Wisconsin, Nov. 22
Free Throw Attempts	36 vs. Oklahoma State, Jan. 5	8 vs. Notre Dame, Dec. 4
Free Throw Percentage (min. 10 att.)	.846 vs. Texas, Jan. 19	.455 vs. Wisconsin, Nov. 22
Offensive Rebounds	18 vs. Northwestern, Dec. 21	4 vs. TCU, Jan. 12
Defenseive Rebounds	38 vs. Wichita State, Dec. 8	20 vs. Baylor, Feb. 11
Total Rebounds	52, twice, last: vs. Northwestern, Dec. 21	28, twice, last: vs. Oklahoma State, Jan. 23
Personal Fouls	28 vs. West Virginia, Feb. 2	10 vs. TCU, Jan. 12
Assists	19, twice, last: vs. Northwestern, Dec. 21	7 vs. Wisconsin, Nov. 22
Turnovers	18 vs. Wichita State, Dec. 8	6, twice, last: vs. Texas, Jan. 23
Blocked Shots	9 vs. TCU, Jan. 12	0 vs. Wofford, Nov. 18
Steals	11 vs. Vanderbilt, Jan. 26	2 (twice), last: vs. Iowa State, Feb. 4

OPPONENTS

	HIGH	LOW
Points	80 by Notre Dame, Dec. 4	48 by Wichita State, Dec. 8
Points in a Half	47 (second) by Wisconsin, Nov. 22	21 (second) by Wichita State, Dec. 8
Points in an Overtime Period	3 by Northwestern, Dec. 21	3 by Northwestern, Dec. 21
Field Goals	31, twice, last: by Baylor, Jan. 28	15 by Wichita State, Dec. 8
Field Goal Attempts	74 by Notre Dame, Dec. 4	49 by Texas Tech, Jan. 8
Field Goal Percentage	.544 by Baylor, Jan. 28	.242 by Wichita State, Dec. 8
3-Point Field Goals	14 by Wisconsin, Nov. 22	4 by Kansas, Jan. 2
3-Point Field Goal Attempts	32 by Wofford, Nov. 18	19, twice, last: by Texas Tech, Jan. 8
3-Point Field Goal Percentage (min. 10 att.)	.636 by Wisconsin, Nov. 22	.185 by Wichita State, Dec. 8
Free Throws Made	22 by West Virginia, Feb. 2	3 by Florida, Nov. 21
Free Throw Attempts	33 by West Virginia, Feb. 2	7 by Oklahoma State, Jan. 23
Free Throw Percentage (min. 10 att.)	1.000 by Texas Tech, Jan. 8	.273 by Florida, Nov. 21
Offensive Rebounds	18 by West Virginia, Feb. 2	3 by Texas Tech, Jan. 8
Defenseive Rebounds	31 by Baylor, Jan. 28	20 by Kansas State, Jan. 16
Total Rebounds	46 by West Virginia, Feb. 2	31 (3 times), last: by Oklahoma State, Jan. 23
Personal Fouls	26 by North Texas, Nov. 27	12 by Wisconsin, Nov. 22
Assists	17 by Baylor, Jan. 28	5 by Wichita State, Dec. 8
Turnovers	22 by Vanderbilt, Jan. 26	4 by Notre Dame, Dec. 4
Blocked Shots	10 by Northwestern, Dec. 21	0 by Kansas State, Jan. 16
Steals	11 by Kansas, Jan. 2	2 by Texas, Jan. 19

INDIVIDUAL TOP PERFORMANCES

OKLAHOMA HIGHS

Points	29, Christian James vs. UTRGV, Nov. 9
Field Goals	10, Christian James vs. Notre Dame, Dec. 4
Field Goal Attempts	21, Christian James vs. Northwestern, Dec. 21
FG Pct. (min. 5 made)	1.000 (6-for-6), Jamal Bieniemy vs. Oklahoma State, Jan. 23 1.000 (5-for-5), Aaron Calixte vs. Notre Dame, Dec. 4 1.000 (5-for-5), Rashard Odomes vs. Texas Tech, Feb. 9
3-Point Field Goals	5, Brady Manek vs. Notre Dame, Dec. 4
3-Point FG Attempts	10, Chrisian James vs. Texas Tech, Jan. 8 10, Chrisian James vs. Northwestern, Dec. 21 10, Christian James vs. UTRGV, Nov. 9
3-Point FG Pct. (min. 3 made)	.750 (3-of-4), Aaron Calixte vs. UTRGV, Nov. 9
Free Throws	13, Miles Reynolds vs. Dayton, Nov. 23
Free Throw Attempts	14, Miles Reynolds vs. Dayton, Nov. 23
Free Throw Pct. (min. 5 made)	1.000 (8-of-8), Christian James vs. West Virginia, Feb. 2 1.000 (7-of-7), Miles Reynolds vs. Wichita State, Dec. 8
Rebounds	15, Christian James vs. USC, Dec. 15
Assists	7, Jamal Bieniemy vs. Vanderbilt, Jan. 26
Blocked Shots	5, Jamuni McNeace vs. Wisconsin, Nov. 22
Steals	5, Kristian Doolittle vs. Texas Tech, Jan.8 5, Jamal Bieniemy vs. UTSA, Nov. 12

OPPONENT HIGHS

Points	30, Kouat Noi of TCU, Jan. 12
Field Goals	11, Barry Brown of Kansas State, Jan. 16
Field Goal Attempts	23, Vic Law of Northwestern, Dec. 21
FG Pct. (min. 5 made)	.875 (7-of-8), Lesley Varner of UTRGV, Nov. 9
3-Point Field Goals	8, Kouat Noi of TCU, Jan. 12
3-Point Field Goal Attempts	13, Kletcher Magee of Wofford, Nov. 18
3-Point FG Pct. (min. 3 made)	.875 (7-of-8), D'Mitrik Trice of Wisconsin, Nov. 22
Free Throws	7, Brandon Knapper of West Virginia, Feb. 2 7, Jaxson Hayes of Texas, Jan. 19 7, Jarrett Culver of Texas Tech, Jan. 8 7, Michael Weathers of Oklahoma State, Jan. 5 7, Devon Dotson of Kansas, Jan. 2
Free Throw Attempts	10, Michael Weathers of Oklahoma State, Jan. 5
Free Throw Pct. (min. 5 made)	1.000 (7-for-7), Jarrett Culver of Texas Tech, Jan. 8
Rebounds	15, Dedric Lawson of Kansas, Jan. 2
Assists	8, Makai Mason of Baylor, Feb. 11
Turnovers	7, Giovanni De Nicolao of UTSA, Nov. 12
Blocked Shots	5, Jaxson Hayes of Texas, Jan. 19
Steals	4, Matt Mooney of Texas Tech, Feb. 9 4, Matthew Mayer of Baylor, Jan. 28 4, Devon Dotson of Kansas, Jan. 2 4, Umoja Gibson of North Texas, Nov. 27 4, Javon Levi of UTRGV, Nov. 9

OKLAHOMA'S TOP INDIVIDUAL PERFORMANCES

POINTS

29.....	Christian James vs. UTRGV, Nov. 9
25.....	Christian James vs. Notre Dame, Dec. 4
24.....	Kristian Doolittle vs. TCU, Jan. 12
24.....	Christian James vs. UTSA, Nov. 12
21.....	Christian James vs. Vanderbilt, Jan. 26
21.....	Christian James vs. Dayton, Nov. 23
20.....	Christian James vs. Texas, Jan. 19
20.....	Christian James vs. Kansas State, Jan. 16
20.....	Miles Reynolds vs. USC, Dec. 15
19.....	Kristian Doolittle vs. Iowa State, Feb. 4
18.....	Brady Manek vs. West Virginia, Feb. 2
18.....	Brady Manek vs. Creighton, Dec. 18
18.....	Christian James vs. Wisconsin, Nov. 22
18.....	Christian James vs. Florida, Nov. 21
18.....	Brady Manek vs. Wofford, Nov. 18
18.....	Aaron Calixte vs. UTSA, Nov. 12

REBOUNDS

15.....	Christian James vs. USC, Dec. 15
13.....	Christian James vs. Wichita State, Dec. 8
12.....	Kristian Doolittle vs. West Virginia, Feb. 2
12.....	Christian James vs. Kansas, Jan. 2
12.....	Christian James vs. Creighton, Dec. 18
12.....	Brady Manek vs. UTRGV, Nov. 9
12.....	Jamuni McNeace vs. UTRGV, Nov. 9
11.....	Brady Manek vs. Texas Tech, Feb. 9
11.....	Christian James vs. Oklahoma State, Jan. 5
11.....	Brady Manek vs. Kansas, Jan. 2
11.....	Brady Manek vs. Wofford, Nov. 18
11.....	Kristian Doolittle vs. UTSA, Nov. 12
11.....	Brady Manek vs. UTSA, Nov. 12

ASSISTS

7.....	Jamal Bieniemy vs. Vanderbilt, Jan. 26
6.....	Jamal Bieniemy vs. Jan. 28
6.....	Aaron Calixte vs. Northwestern, Dec. 21
6.....	Jamal Bieniemy vs. USC, Dec. 15

BLOCKED SHOTS

5.....	Jamuni McNeace vs. Wisconsin, Nov. 22
4.....	Brady Manek vs. TCU, Jan. 12
4.....	Jamuni McNeace vs. Florida, Nov. 21

STEALS

5.....	Kristian Doolittle vs. Texas Tech, Jan. 8
5.....	Jamal Bieniemy vs. UTSA, Nov. 12
4.....	Jamal Bieniemy vs. Texas Tech, Feb. 9
4.....	Jamal Bieniemy vs. Vanderbilt, Jan. 26

3-POINT FIELD GOALS

5.....	Brady Manek vs. Notre Dame, Dec. 4
4.....	Brady Manek vs. Iowa State, Feb. 4
4.....	Brady Manek vs. West Virginia, Feb. 2
4.....	Christian James vs. Dayton, Nov. 23
4.....	Christian James vs. Wisconsin, Nov. 22
4.....	Christian James vs. UTRGV, Nov. 9

FREE THROW MAKES

13.....	Miles Reynolds vs. Dayton, Nov. 23
9.....	Christian James vs. Kansas State, Jan. 16

#24 JAMAL BIENIEMY

6-4 181 FR FORWARD

KATY, TEXAS (TOMPKINS HS)



2018-19 AVERAGES				
GP-GS	PTS	REB	AST	MIN
25-8	4.2	2.3	3.1	23.1

► **2018-19:** Boasts an assist/turnover ratio of 3.50...Averages 1.5 steals per game...Swiped four steals against Texas Tech (Feb. 9)...Dished out a career-high seven assists to go with five rebounds and four steals against Vanderbilt (Jan. 26)...Scored a career-high 17 points on a perfect 6-for-6 shooting (3-for-3 from 3-point range) to fuel a comeback win over Oklahoma State on Jan. 23...In the OSU game, also swiped three steals and did not commit a turnover in 35 minutes...Received his first collegiate start on Jan. 19 against Texas, rackingup 11 points, three 3-pointers and a career-high 36 minutes...Dished out five dimes in back-to-back games against Texas Tech (Jan. 8) and Oklahoma State (Jan. 5)...Came off the bench to tally five assists against Northwestern (Dec. 21)...Dished out six assists to go with five rebounds and a pair of steals against USC (Dec. 15)...Pulled down a career-best six rebounds against North Texas (Nov. 27)...Swiped five steals at UTSA (Nov. 12) – tied for the most by an OU freshman during the Big 12 era...Distributed a team-high four assists in his collegiate debut at UTRGV (Nov. 9)...OU's only scholarship freshman...

Two games of double-digit scoring.

► **HIGH SCHOOL:** A combo guard out of Tompkins High School in Katy, Texas...Led Tompkins to the Texas 6A Championship Game during his senior year...Averaged 17.4 points, 7.1 rebounds, 6.3 assists and 2.0 steals as a senior...Set program records in points, assists and steals...At the conclusion of the season, was named his district's MVP and was selected to USA Today's All-USA Texas Boys Basketball Second Team...Named to the Katy ISD All-Tournament Team...A four-star recruit ranked as a top-30 shooting guard by ESPN.com and 247Sports.

CAREER HIGHS

Points	17 vs. Oklahoma State (1/23/19)	3-Pt FG Made	3 (twice)	FT Attempts	3 vs. UTRGV (11/9/18)	Blocks	1 vs. Wisconsin (11/22/18)
FG Made	6 vs. Oklahoma State (1/23/19)	3-Pt FG Attempts	6 vs. Texas (1/19/19)	Rebounds	6 vs. North Texas (11/27/18)	Steals	5 vs. UTSA (11/12/18)
FG Attempts	10 vs. Florida (11/21/18)	FT Made	2 (twice)	Assists	7 vs. Vanderbilt (1/26/19)	Minutes	36 vs. Texas (1/19/19)

2 AARON CALIXTE

5-11 179 GR GUARD

STOUGHTON, MASS. (MAINE)



2018-19 AVERAGES				
GP-GS	PTS	REB	AST	MIN
25-19	7.4	2.0	2.5	22.9

2017-18 AVERAGES (AT MAINE)				
GP-GS	PTS	REB	AST	MIN
32-32	16.9	3.1	3.2	33.2

► **2018-19:** Shot 3-of-6 from 3-point range en route to 17 points at West Virginia (Feb. 2)...Scored 12 points with four assists in a win against TCU (Jan. 12)...Produced 10 points and three dimes at Kansas (Jan. 2)...Scored nine points and handed out a season-high six assists (all after halftime) against Northwestern (Dec. 21)...Went a perfect 5-of-5 from the field to score 12 points against Notre Dame (Dec. 4)...Totaled 18 points and four dimes at UTSA (Nov. 15)...Registered 15 points and three assists in his OU debut at UTRGV (Nov. 9)...An experienced point guard who joined the Sooners as a graduate transfer after four years at Maine...Eight games of double-digit scoring.

► **2017-18:** Scored 1,125 points in 97 career games with the Black Bears...In 32 games (all starts) at Maine last season, averaged 16.9 points, 3.2 assists and 3.1 rebounds in 33.2 minutes...Went 61-of-158 (.386)

from 3-point range...America East Third Team All-Conference selection...Led Maine in points per game (16.9), assists (3.2), minutes (33.2), 3-point field goal percentage (.386) and free throw percentage (.899)...In conference play, averaged 19.3 points per game, 3.3 rebounds, 3.8 assists and 1.1 steals per game...Shot 51 percent against conference opponents (110-for-213), along with 39 percent from long distance (32-of-82)...Led America East and ranked 14th nationally in free throw percentage (.899)...Broke Maine's 57-year old school record for consecutive free throws made in a season (37) in a span of 11 games...Named America East Player of the Week on Jan. 8...Reached double-figures in scoring in 30 games, while breaking the 20-point milestone in nine contests...Set a career-high with 25 points by going 10-for-14 from the field and 3-of-5 from 3-point range against Albany (Feb. 24)...Distributed a career-high nine assists against Boston (Nov. 22).

CAREER HIGHS

Points	25 vs. Albany (2/24/18)	3-Pt FG Made	4 vs. UMass Lowell (2/21/18)	FT Attempts	11 vs. Stony Brook (2/13/18)	Blocks	1 (8 times)
FG Made	10 (twice)	3-Pt FG Attempts	9 vs. New Hampshire (1/24/17)	Rebounds	11 vs. Hartford (2/25/15)	Steals	3 (4 times)
FG Attempts	20 (twice)	FT Made	10 vs. Stony Brook (2/13/18)	Assists	9 (twice)	Minutes	41 vs. Sacred Heart (11/19/17)

#21 KRISTIAN DOOLITTLE

6-7 232 JR FORWARD

EDMOND, OKLA. (EDMOND MEMORIAL HS)



2018-19 AVERAGES				
GP-GS	PTS	REB	AST	MIN
25-23	9.4	6.5	1.1	27.4

2017-18 AVERAGES				
GP-GS	PTS	REB	AST	MIN
22-6	2.9	4.3	0.6	17.0

► **2018-19:** Posted 19 points and nine boards against Iowa State (Feb. 4)...Secured 12 rebounds against West Virginia (Feb. 2)...Dished out a career-high five assists against Oklahoma State (Jan. 16)...Reached 20 points for the second time in his career when he scored 24 points on 9-of-12 shooting to go with 10 rebounds against TCU (Jan. 12)...Scored 20 of his points against TCU in the second half, including the game-winning shot with 2.8 seconds remaining...Swiped a career-high five steals at Texas Tech (Jan. 8) to go with nine points and eight boards...Scored 16 points with eight boards against Oklahoma State (Jan. 5)...Tallied 12 points and eight boards against Kansas (Jan. 2)...Scored six points in overtime (14 total) to help the Sooners win at Northwestern (Dec. 21)...Reached double figures for the first time since his freshman year when he scored 13 points with five boards against Creighton (Dec. 18)...Pulled down 11 rebounds at UTSA (Nov. 12)...Nine games

of double-digit scoring...One game of 20-plus points...Three games of double-digit rebounds...One double-double.

► **2017-18:** In 22 games (six starts), averaged 2.9 points and 4.3 rebounds in 17.0 minutes...During Big 12 play (17 appearances), averaged 3.1 points, 4.5 rebounds in 17.9 minutes...Made his 2017-18 debut on Dec. 19 against Northwestern State after sitting out the university's fall semester...Two games of 10-plus rebounds.

CAREER HIGHS

Points	29 vs. Texas (1/23/17)	3-Pt FG Made	4 vs. Texas (1/23/17)	FT Attempts	10 vs. Oklahoma State (1/5/19)	Blocks	2 (4 times)
FG Made	10 vs. Texas (1/23/17)	3-Pt FG Attempts	5 (3 times)	Rebounds	15 vs. Iowa State (1/21/17)	Steals	5 vs. Texas Tech (1/8/19)
FG Attempts	18 vs. Texas (1/23/17)	FT Made	8 (twice)	Assists	5 vs. Oklahoma State (1/23/19)	Minutes	36 vs. Iowa State (1/21/17)

5 MATT FREEMAN 6-10 227 JR FORWARD AUCKLAND, NEW ZEALAND (WESTLAKE BOYS HS)



2018-19 AVERAGES				
GP-GS	PTS	REB	AST	MIN
23-0	3.2	1.4	0.4	11.9

2017-18 AVERAGES				
GP-GS	PTS	REB	AST	MIN
26-0	2.5	1.3	0.4	9.4

► **2018-19:** Sunk multiple 3-pointers in three straight games (Dec. 4-15) for the first time in his career... Scored 11 points in back-to-back games against Notre Dame (Dec. 4) and Wichita State (Dec. 8)...Sunk three 3-pointers against both the Irish and Shockers - making multiple long balls in consecutive games for the second time in his career...Came off the bench to knock down three 3-pointers on four attempts and score a season-high 11 points against Wofford (Nov. 18)...Three games of at least three 3-pointers...Three games of double-digit scoring.

► **2017-18:** In 26 games, averaged 2.5 points and 1.3 rebounds in 9.4 minutes...Named to the Academic All-Big 12 First Team...Sunk three 3-pointers to score nine points against UTSA on Dec. 4...Scored eight points on Nov. 24 vs. Portland...Opened the season by shooting 5-of-6 (3-for-3 from 3-point range) to score 13 points

against Omaha (Nov. 12)...Sunk multiple 3-pointers in four games...Three games of double-digit scoring.

CAREER HIGHS

Points	15 vs. Northwestern St (11/13/16)	3-Pt FG Made	3 (6 times)	FT Attempts	2 (6 times)	Blocks	2 (twice)
FG Made	6 vs. Northwestern St (11/13/16)	3-Pt FG Attempts	7 vs. UTSA (12/4/17)	Rebounds	5 vs. Ball State (11/15/17)	Steals	1 (8 times)
FG Attempts	8 vs. Notre Dam5 (12/4/18)	FT Made	2 (4 times)	Assists	2 (5 times)	Minutes	22 (twice)

22 PATRICK GEHA 6-5 212 SR FORWARD LEAWOOD, KAN. (ROCKHURST HS [KAN.]



2018-19 AVERAGES				
GP-GS	PTS	REB	AST	MIN
4-0	1.0	0.0	0.0	1.5

2017-18 AVERAGES				
GP-GS	PTS	REB	AST	MIN
5-0	0.4	0.4	0.0	2.0

► **2018-19:** Picked up another basket on Jan. 26 against Vanderbilt while playing a career-high four minutes... Scored his first bucket of the season on Dec. 8 against Wichita State...In his final season as a walk-on.

► **2017-18:** Was his first season with the OU program as a walk-on...Saw action in five games, totaling two points and two rebounds in 10 minutes...Scored his first collegiate points on Dec. 22 against Northwestern.

CAREER HIGHS

Points	2 (3 times)	3-Pt FG Made		FT Attempts	2 vs. Northwestern (12/22/17)	Blocks	
FG Made	1 (twice)	3-Pt FG Attempts		Rebounds	1 (twice)	Steals	
FG Attempts	2 (twice)	FT Made	2 vs. Northwestern (12/22/17)	Assists		Minutes	4 vs. Vanderbilt (1/26/19)

0 CHRISTIAN JAMES 6-4 213 SR GUARD HOUSTON, TEXAS (BELLAIRE HS)



2018-19 AVERAGES				
GP-GS	PTS	REB	AST	MIN
25-25	15.4	7.0	1.9	32.7

2017-18 AVERAGES				
GP-GS	PTS	REB	AST	MIN
31-31	11.9	4.4	1.5	30.2

► **2018-19:** Ranks fifth the Big 12 in scoring (15.6) and sixth in rebounding (7.0)...His 1.9 3-pointers per game rank seventh in the league...Ranks third in the Big 12 with six double-doubles...Coming off his worst scoring performance of the season (five points vs. OSU), responded with 21 points on 8-of-15 shooting against Vanderbilt (Jan. 26)...Joined OU's 1,000-point club on Jan. 16, becoming the 45th Sooner to score over 1,000 career points...Scored 20 points vs. Kansas State (Jan. 16)...Swiped a career-high four steals against TCU (Jan. 12) to go with 15 points, eight rebounds, four assists and four steals...Totalled 16 points and a career-high 15 rebounds against USC (Dec. 15) in just the second game since 1996 that an OU guard has produced 15 points and 15 boards...Named the Big 12 Men's Basketball Player of the Week (for week ending Dec. 9) after averaging 19.5 points and 11.5 rebounds in a pair of off-campus wins over Notre Dame and Wichita State...Scored

14 points with 13 boards in a win over Wichita State (Dec. 8)...Produced his first career double-double by scoring 25 points and pulling down 10 boards against Notre Dame (Dec. 4) at Madison Square Garden...In the Notre Dame game, scored 16 of his 25 points in the second half, including OU's final nine points of the night...Named to the Battle 4 Atlants all-tournament team after averaging 19.0 points (shooting .500), 4.7 rebounds and going 11-of-23 (.478) from 3-point range during the three-game event...His 57 total points at Battle 4 Atlants were the second most among participating players...Scored 21 points with five rebounds and a career-high-tying four assists in a win over Dayton (Nov. 23)...Secured 24 points on 8-of-10 shooting (3-of-5 from 3-point range) in a road win at UTSA (Nov. 12)...Opened the season with a career-high 29 points at UTRGV (Nov. 9) - the most points in a season opener by a Sooner since Buddy Hield scored 30 at Memphis in 2015...Has sunk at least three 3-pointers on 10 occasions...Twenty-two games of double-digit scoring...Seven games of 20-plus points...Six games of double-digit rebounds...Six double-doubles.

► **2017-18:** In 31 games (all starts), averaged 11.9 points (25th in Big 12), 4.4 rebounds, 1.5 assists and 1.1 steals in 30.2 minutes...Shot .458 from the field and .365 from 3-point range...During Big 12 play (18 games), averaged 12.2 points, 4.4 rebounds and 1.2 assists in 31.4 minutes...His 1.9 made 3-pointers per game ranked 10th in the Big 12...Sunk multiple 3-pointers in 18 games, including eight games of three-or-more...Twenty-one games of double digit scoring...Two games of 20-plus points.

CAREER HIGHS

Points	29 vs. UTRGV (11/9/18)	3-Pt FG Made	5 (3 times)	FT Attempts	11 vs. Kansas State (1/16/19)	Blocks	1 (9 times)
FG Made	10 vs. Notre Dame (12/4/18)	3-Pt FG Attempts	10 (twice)	Rebounds	15 vs. USC (12/15/18)	Steals	4 vs. TCU (1/12/19)
FG Attempts	21 vs. Northwestern (12/21/18)	FT Made	9 vs. Kansas State (1/16/19)	Assists	4 (5 times)	Minutes	39 vs. Dayton (11/23/18)

GAME 26: OKLAHOMA VS. TCU

52 KUR KUATH **6-10 204 JR FORWARD BIEMNON, SOUTH SUDAN (SALT LAKE COMMUNITY COLLEGE)**



2018-19 AVERAGES

GP-GS	PTS	REB	BLK	MIN
6-0	1.0	0.8	0.5	5.5


ranked third nationally in blocks among junior college players...Named an NJCAA third-team All-American...Selected to the Scenic West Athletic Conference's All-Region 18 First Team.

► **JUNIOR COLLEGE:** Comes to Oklahoma after two seasons at Salt Lake Community College in Utah...During his sophomore season, averaged 10.8 points and 7.2 rebounds and 3.3 blocks in 33 games...Helped guide SLCC to a 30-4 record along with Scenic West, Region 18 and District I titles...Led SLCC to the NJCAA national tournament...Totaled 117 blocks and deflected at least four shots in 15 of SLCC's 32 games and he

CAREER HIGHS

Points	2 (3 times)	3-Pt FG Made	1 vs. UTRGV (11/9/18)	Blocks	1 (3 times)
FG Made	1 (3 times)	3-Pt FG Attempts	2 vs. UTRGV (11/9/18)	Steals	
FG Attempts	3 vs. UTRGV (11/9/18)	FT Made	1 vs. UTRGV (11/9/18)	Minutes	9 vs. UTRGV (11/9/18)

14 TY LAZENBY **6-5 209 SR GUARD GLENCOE, OKLA. (NORTHERN OKLAHOMA COLLEGE ENID)**



2018-19 AVERAGES

GP-GS	PTS	REB	AST	MIN
0-0	0.0	0.0	0.0	0.0

2017-18 AVERAGES

GP-GS	PTS	REB	AST	MIN
26-0	0.6	0.6	0.2	5.0

► **2017-18:** In 26 games, averaged 0.6 points and 0.6 rebounds in 5.0 minutes...Scored a career-high five points against UTSA on Dec. 4...Scored three points in his OU debut on Nov. 12 against Omaha.

CAREER HIGHS

Points	5 vs. UTSA (12/4/17)	3-Pt FG Made	1 (twice)	FT Attempts	1 vs. Iowa State (2/10/18)	Blocks	1 vs. Baylor (1/30/18)
FG Made	2 vs. UTSA (12/4/17)	3-Pt FG Attempts	3 vs. Omaha (11/12/17)	Rebounds	5 vs. Ball State (11/15/17)	Steals	2 vs. Oklahoma State (1/3/18)
FG Attempts	5 vs. Omaha (11/12/17)	FT Made	1 vs. Iowa State (2/10/18)	Assists	1 (3 times)	Minutes	14 vs. Ball State (11/15/17)

35 BRADY MANEK **6-9 222 SO FORWARD HARRAH, OKLA. (HARRAH HS)**



2018-19 AVERAGES

GP-GS	PTS	REB	BLK	MIN
25-25	11.6	6.5	0.8	27.8

2017-18 AVERAGES

GP-GS	PTS	REB	BLK	MIN
32-26	10.2	5.2	0.7	23.7

► **2018-19:** In his two seasons in Norman, the Sooners are 14-3 when Manek scores at least 15 points...Produced 16 points on 6-of-9 shooting (4-of-7 from behind the arc) against Iowa State (Feb. 4)...Scored 18 points at West Virginia by shooting 7-of-10 from the field (4-of-6 from 3-point range) on Feb. 2...Produced back-to-back games of at least 15 points vs. OSU (15 on Jan. 23) and Vanderbilt (16 on Jan. 26)...Totalled a career-high four blocks against TCU (Jan. 12)...Scored 15 points in a win over Oklahoma State (Jan. 5)...Gathered 16 points with 11 rebounds against Kansas (Jan. 2) for his fourth double-double of the season...Shot 7-of-10 against Creighton (Dec. 18) to score a season-high-tying 18 points with five boards...Scored 15 points in a win over USC (Dec. 15)...Began the Notre Dame game (Dec. 4) a perfect 5-for-5 from 3-point range (ended up 5-for-8), finishing with 17 points and eight boards...Swiped a career-best three steals against

North Texas (Nov. 27)...Opened the season with three consecutive double-doubles – the first Sooner to do so since Blake Griffin in 2008-09...Captured his third straight double-double with a team-high 18 points and 11 rebounds against Wofford (Nov. 18)...Produced 10 points and 11 rebound at UTSA (Nov. 12)...In the season opener at UTRGV (Nov. 9), captured his first career double-double with 12 points and 12 boards...Seventeen games of double-digit scoring...Six games of double-digit rebounds...Five double-doubles.

► **2017-18:** In 32 games (26 starts), averaged 10.2 points (ninth among Big 12 freshmen) and 5.2 rebounds (17th in Big 12, fourth among Big 12 freshmen) in 23.7 minutes...Shot .466 from the field and .383 from 3-point range (14th in Big 12, second among Big 12 freshmen)...Made a total of 59 3-pointers (13th in Big 12, third among Big 12 freshmen), good for the fourth-most ever by an OU freshman...During Big 12 play (18 games), averaged 9.8 points and 4.9 rebounds in 23.9 minutes...Named to the Academic All-Big 12 Rookie Team...Went 32-of-80 (.400) from 3-point range in Big 12 games, ranking 12th in the conference...Totaled 312 points - the 12th most ever by a Sooner freshman...One of only nine Division I freshmen to produce at least 160 rebounds and 50 3-pointers in the 2017-18 season...One of three Big 12 freshmen to average over 10 points and 5 rebounds...Produced nine games of three-or-more made 3-pointers...His 22 blocks were the 18th most in the conference and fifth most among Big 12 freshmen...Shot 38-of-72 (.528) from 3-point range in OU's 15 home games...Notched 22 points and shot 6-of-9 from behind the arc against TCU on Jan. 13...Scored a career-high 28 points on 9-of-11 shooting, including a 6-of-8 performance from 3-point range, against Oklahoma State on Jan. 3...Fifteen games of double-digit scoring...Four games of 20+ points.

CAREER HIGHS

Points	28 vs. Oklahoma State (1/3/18)	3-Pt FG Made	6 (twice)	FT Attempts	6 vs. Oklahoma State (1/3/18)	Blocks	4 vs. TCU (1/12/19)
FG Made	9 (twice)	3-Pt FG Attempts	13 vs. Wichita State (12/16/17)	Rebounds	13 vs. TCU (12/30/17)	Steals	3 vs. North Texas (11/27/18)
FG Attempts	16 vs. Wichita State (12/16/17)	FT Made	4 vs. Oklahoma State (1/3/18)	Assists	2 (4 times)	Minutes	36 vs. TCU (1/13/18)

4 JAMUNI MCNEACE 6-10 232 SR CENTER KANKAKEE, ILL. (ALLEN HS [TEXAS])



2018-19 AVERAGES

GP-GS	PTS	REB	BLK	MIN
21-11	5.4	4.1	1.1	18.1

2017-18 AVERAGES

GP-GS	PTS	REB	BLK	MIN
32-5	6.8	5.4	1.4	18.0

►2018-19: Sat out the past two games due to an ankle injury...Shot 5-of-6 from the field to total 13 points against Oklahoma State (Jan. 23)...While battling an ankle injury, did not play more than 18 minutes since from Dec. 4 through Jan. 8...Produced his third career double-double by scoring 16 points and pulling down 10 boards against North Texas (Nov. 27)...In three games at Battle 4 Atlantis, averaged 10.7 points, 6.7 rebounds and 4.0 blocks while shooting .583 from the field...Scored 16 points (one shy of his career high) on 7-of-11 shooting with eight rebounds and three blocks against Dayton (Nov. 23)...Swatted four shots against Florida (Nov. 21) and five versus Wisconsin (Nov. 22), marking the first time in his career he's recorded back-to-back games of four rejections...Reached double-digit scoring for the first time of the season with 11 points against Florida... One point shy of a double-double in the season opener (nine points, 12 rebounds) at UTRGV (Nov. 9)...

Four games of at least three blocked shots...Three games of double-digit scoring...Two games of double-digit rebounds...One double-double.

►2017-18: In 32 games (five starts), averaged 6.8 points, 5.4 rebounds (16th in Big 12) and 1.4 blocks (eighth in Big 12) in 18.0 minutes...Boasted a .671 field goal percentage - the highest ever by a Sooner who made at least two baskets a game...During Big 12 play (18 games), averaged 6.9 points, 5.6 rebounds (13th in Big 12) and 1.2 blocks (10th in Big 12) in 18.9 minutes while shooting .688...Named to the Academic All-Big 12 Second Team... Averaged 10.3 points and 7.4 assists over the last eight games of the season (started in five games during that stretch)...Posted 14 points, 10 boards and two blocks in the NCAA Tournament against Rhode Island on March 15 to collect his second career double-double...In the first start of his career, racked up a career high of 18 points (8-of-11 shooting) at Kansas on Feb. 19...Scored 16 points (8-of-10 shooting) while pulling down seven rebounds and swiping a career-high three steals against Texas on Feb. 3...Swatted four shots (including one block that was No. 2 on SportsCenter's Top 10) and pulled down 10 boards at Wichita State on Dec. 16...Kicked off the season with 14 points off the bench (6-of-7 shooting) while registering a career-high six blocks vs. Omaha on Nov. 12...Eleven games of double-digit scoring...Two games of double-digit rebounds...One double-double.

CAREER HIGHS

Points	18 vs. Kansas (2/19/18)	3-Pt FG Made	13 vs. North Texas (11/27/18)	Blocks	6 vs. Omaha (11/12/17)
FG Made	8 (twice)	3-Pt FG Attempts	1 vs. Kansas State (2/25/17)	Steals	3 vs. Texas (12/3/18)
FG Attempts	11 vs. Kansas (2/19/18)	FT Made	6 vs. North Texas (11/27/18)	Assists	34 vs. Dayton (11/23/18)

1 RASHARD ODOMES 6-6 217 SR GUARD COPPERAS COVE, TEXAS (COPPERAS COVE HS)



2018-19 AVERAGES

GP-GS	PTS	REB	AST	MIN
25-6	7.0	2.4	1.1	16.5

2017-18 AVERAGES

GP-GS	PTS	REB	AST	MIN
31-25	7.2	3.5	1.1	21.1

►2018-19: Pulled down a season-high 10 rebounds at Baylor (Feb. 11)...Produced 14 points against Texas Tech (Feb. 9), shooting a perfect 5-of-5 from the field...Registered 14 points on 7-of-8 shooting against Vanderbilt (Jan. 26)...Totaled 11 points in his first start of the season on Jan. 16 vs. Texas followed by a second 11-point performance against OSU (Jan. 23)...Scored a season-best 17 points on 8-of-10 shooting against Kansas State (Jan. 16)...Shot 6-of-11 to score 13 points at Northwestern (Dec. 21)...Came off the bench to score 13 points on 6-of-8 shooting against Creighton (Dec. 18)...Led the Sooner reserves with 11 points against Florida (Nov. 21) on 5-of-7 shooting...Energetic defender...Six games of double-digit scoring...One game of double-digit rebounds.

►2017-18: In 31 games (25 starts), averaged 7.2 points, 3.5 rebounds and 1.1 assists in 21.1 minutes...Shot .506 from the field...During Big 12 play (18 games), averaged 7.8 points, 3.4 rebounds and 1.0 assists in 22.0 minutes...Named to the Academic All-Big 12 First Team... Scored a season-high 18 points while sinking a career-high two 3-pointers in a win over Baylor on Jan. 30...Notched 15 points with seven boards on Jan. 27 at Alabama... Scored 16 points with six boards against Kansas State on Jan. 16...Put together 11 points at West Virginia on Jan. 6...Scored nine points in a road win at TCU on Dec. 30... Six games of double-digit scoring.

CAREER HIGHS

Points	29 vs. Oklahoma State (2/18/17)	3-PT FG Made	2 vs. Baylor (1/30/18)	FT Attempts	12 (twice)
FG Made	10 vs. Oklahoma State (2/18/17)	3-PT FG Attempts	3 vs. Baylor (1/30/18)	Rebounds	10 vs. Oklahoma State (2/18/17)
FG Attempts	16 vs. Baylor (1/30/18)	FT Made	8 vs. Oklahoma State (2/18/17)	Assists	5 (twice)
				Blocks	1 (8 times)
				Steals	3 (twice)
				Minutes	40 vs. Iowa State (1/21/17)

44 HANNES PÖLLÄ 6-11 267 SO CENTER LAHTI, FINLAND (HELSINKI BASKETBALL ACADEMY)



2018-19 AVERAGES

GP-GS	PTS	REB	BLK	MIN
12-0	1.3	0.9	0.5	4.1

2017-18 AVERAGES

GP-GS	PTS	REB	AST	MIN
16-0	1.1	1.1	0.1	3.1

►2018-19: Produced six points (3-of-3 shooting) with two points and two blocks against Vanderbilt (Jan. 26)... Scored six points against Wichita State (Dec. 8)...Blocked multiple shots for the first time in his career when he swatted two attempts by Notre Dame (Dec. 4) while playing a career-high 10 minutes.

►2017-18: In 16 games, averaged 1.1 points and 1.1 rebounds in 3.1 minutes...Shot .471 from the field... Pulled down a career-high six rebounds in a win over Kansas on Jan. 23...Scored a career-best six points to go with five rebounds against Ball State on Nov. 15.

CAREER HIGHS

Points	6 (3 times)	3-Pt FG Made	4 vs. West Virginia (2/2/19)	Blocks	2 (twice)
FG Made	3 (twice)	3-Pt FG Attempts	6 vs. Kansas (1/23/18)	Steals	
FG Attempts	5 vs. Ball State (11/15/17)	FT Made	3 vs. West Virginia (2/2/19)	Assists	10 vs. Notre Dame (12/4/18)

3 MILES REYNOLDS 6-3 176 GR GUARD CHICAGO, ILL. (PACIFIC)



2018-19 AVERAGES				
GP-GS	PTS	REB	AST	MIN
25-8	7.7	2.5	1.4	20.7

2017-18 AVERAGES (AT PACIFIC)				
GP-GS	PTS	REB	AST	MIN
32-20	13.3	2.6	2.8	31.3

► **2018-19:** Named the Big 12 Co-Newcomer of the Week for games played Dec. 17-25 after averaging 12.0 points, 4.5 rebounds and 3.0 assists in a pair of wins...Scored a season-high 20 points on 7-of-10 shooting against USC (Dec. 15), which is also the most he's produced as a Sooner...Tallied 14 points against Wichita State (Dec. 8)...During the second half against North Texas (Nov. 27), was 4-of-5 from the field and tallied 13 points (scored a team-high 17 points for the game)...Scored OU's final 10 points to seal a Sooner win over Dayton (Nov. 23)...Scored 17 points in the Dayton game and shot 13-of-14 from the foul line...Scored 12 second-half points against Wofford (Nov. 18)...Eight games of double-digit scoring...One game of 20-plus points...Joined the Sooners as a graduate transfer from Pacific...Also played his first two seasons of college ball at Saint Louis.

► **2017-18:** In 32 games (20 starts), posted averages of 13.3 points, 2.8 assists, 2.6 rebounds and 1.0 steals in 31.3 minutes...His points (13.3 per game) and assists (2.8) both ranked second on the Pacific squad...His 158 made free throws were the most of any West Coast Conference player...Ranked seventh in the conference for free throw percentage (.802)...Produced 22 games of double-digit scoring, including eight contests of 20 or more points...During conference play, averaged 14.1 points, 3.2 assists, 2.9 rebounds and 1.1 steals in 35.6 minutes...Posted a career-high 25 points against Portland (Feb. 10)...Went 7-of-11 from the field to score 23 points with four rebounds, four assists and three steals against Loyola Marymount

CAREER HIGHS

Points	25 vs. Portland (2/10/18)	3-Pt FG Made	3 vs. Portland (2/10/18)	FT Attempts	18 vs. North Carolina A&T (11/25/14)	Blocks	1 (7 times)
FG Made	9 vs. Santa Clara (2/1/18)	3-Pt FG Attempts	8 vs. Portland (2/10/18)	Rebounds	6 vs. San Diego (1/11/18)	Steals	3 (8 times)
FG Attempts	17 vs. Portland (2/10/18)	FT Made	14 vs. North Carolina A&T (11/25/14)	Assists	8 (3 times)	Minutes	42 vs. San Francisco (3/3/18)

12 AUSTIN REAVES 6-5 188 R-JR GUARD NEWARK, ARK. (WICHITA STATE)



2017-18 AVERAGES (AT WICHITA ST)				
GP-GS	PTS	REB	AST	MIN
32-20	13.3	2.6	2.8	31.3

► **2018-19:** Will sit out from competition as a redshirt after transferring from Wichita State...Comes to Oklahoma with career averages of 6.1 points, 2.5 rebounds and 1.6 assists...Shot 82-of-182 (.451) from 3-point range while with the Shockers.

► **2017-18:** In 33 games (11 starts) at Wichita State, averaged 8.1 points, 3.1 rebounds and 2.0 assists in 21.5 minutes...Shot 54-of-127 (.425) from 3-point range...During conference play averaged 9.4 points, 2.9 rebounds and 2.5 assists in 23.6 minutes...Led the American Athletic Conference in 3-point percentage during conference play in 2017-18 by shooting at a .451 clip (37-for-82)...Started against Arkansas State (his parents' alma mater) and played a career-high 32 minutes and hit three triples in the first five minutes...Made his first career start vs. Savannah State (Nov. 28) and finished with 12 points on 4-of-8 three point shooting...Flirted with a double-double against Marquette in the Maui semifinal, finishing with 10 points and a career-high nine rebounds...Hit a school-record seven first-half threes en route to a career-high

23 points against Tulsa on Jan. 28...Followed up his 23-point performance against Tulsa with two more 20-point performances, scoring 20 at Temple on Feb. 1 and 22 at Memphis on Feb. 6...After averaging 6.2 points through the first 20 games, he nearly doubled his production over the next 10 games, putting up 12.1 per contest in that stretch...Scored in double figures in 12 games.

CAREER HIGHS

Points	23 vs. Tulsa (2/18/18)	3-Pt FG Made	7 vs. Tulsa (2/18/18)	FT Attempts	10 vs. Temple (3/9/18)	Blocks	2 (3 times)
FG Made	8 vs. Tulsa (2/18/18)	3-Pt FG Attempts	11 vs. Tulsa (2/18/18)	Rebounds	9 vs. Marquette (11/21/17)	Steals	3 (3 times)
FG Attempts	13 vs. Temple (2/1/18)	FT Made	8 vs. Temple (3/9/18)	Assists	7 vs. USF (1/7/18)	Minutes	38 vs. SMU (2/24/18)

32 READ STRELLER 6-8 237 R-FR FORWARD EDMOND, OKLA. (OKLAHOMA CHRISTIAN SCHOOL)



2017-18 AVERAGES				
GP-GS	PTS	REB	AST	MIN
3-0	0.0	0.3	0.0	1.3

► **2018-19:** A walk-on in his second season with the program...Has seen action in three games this season.

► **2017-18:** Redshirted as a walk-on.

► **HIGH SCHOOL:** In his first season with the OU program as a walk-on...Played two seasons of varsity basketball at Oklahoma Christian School...Named an Oklahoma Basketball Coaches Association All-Star...A 2017 honorable mention All-State selection by The Oklahoman...A 2017 Little All-City honorable mention choice by the Oklahoman.

CAREER HIGHS

Points		3-Pt FG Made		FT Attempts		Blocks	
FG Made		3-Pt FG Attempts		Rebounds	1 vs. Vanderbilt (1/26/19)	Steals	
FG Attempts		FT Made		Assists		Minutes	3 vs. Vanderbilt (1/26/19)

Full player bios are available on SoonerSports.com



► KRUGER FILE

Hometown: Silver Lake, Kan.
Alma Mater: Kansas State '75
Years Coached: 33
Career Record: 634-405 (.610)
Record at OU: 155-101 (.606)
Postseason Appearances: 22
 (18 NCAA, 4 NIT)

► FAMILY

Wife: Barbara
Daughter: Angie
Son: Kevin
Granddaughter: Avery
Grandsons: Cole, Wyatt

► COACHING HISTORY

2011-Present: Oklahoma
 Head Coach
2004-11: UNLV
 Head Coach
2003-04: New York Knicks
 Assistant Coach
2000-03: Atlanta Hawks
 Head Coach
1996-00: Illinois
 Head Coach
1990-96: Florida
 Head Coach
1986-90: Kansas State
 Head Coach
1982-86: Texas-Pan American
 Head Coach
1977-82: Kansas State
 Assistant Coach
1976-77: Pittsburg State
 Assistant Coach

LON KRUGER

18 NCAA TOURNAMENT APPEARANCES • TWO FINAL FOURS • FIVE SWEET SIXTEENS
 ONLY COACH TO LEAD FIVE DIFFERENT PROGRAMS TO AN NCAA TOURNAMENT WIN
 NINTH MOST WINS AMONG ACTIVE DIVISION I HEAD COACHES

In his 33rd season as a collegiate head coach, Lon Kruger has built his career on the foundation of hard work, humility, integrity and service. From becoming the first Division I coach to guide five different schools to the NCAA Tournament to his dedicated work with Coaches vs. Cancer, Kruger has established a reputation as a genuine leader, winning coach and community champion.

Kruger is in his eighth campaign as head coach at Oklahoma. After inheriting a program that went 27-36 (.429) in the two seasons prior to his arrival, Kruger has coached the Sooners to a 155-101 (.606) record in his eight years in Norman and has reached the NCAA Tournament in five of the past six seasons.

One of Kruger's signature accomplishments has been the rebuilding stamp he's put on college basketball programs throughout his career. He was the first Division I coach to take five different schools to the NCAA Tournament and is the only coach to win an NCAA Tournament game with five programs. In 2015, he became the first and only coach since the NCAA Tournament expanded to 64 teams in 1985 to take four programs to the Sweet 16 or beyond. He is one of only three head coaches to ever lead four schools to multiple NCAA Tournament wins.

Entering the 2018-19 season with a career record of 619-395 (.611), Kruger boasts the 10th-most career wins among active coaches and is the 33rd head coach to win 600 Division I games in the history of college basketball. Kruger owns a 20-18 record in NCAA Tournament games and has compiled 16 20-plus-win seasons, including nine in his last 13 years.

Oklahoma wasn't the first rapid turnaround under Kruger. When Kruger took over the Florida job in 1990, the Gators were coming off of a 7-21 season. Four years into the role, Kruger guided UF to the 1994 Final Four. Kruger is one of just two head coaches (also Rick Pitino with Kentucky and Louisville) to inherit two teams coming off a sub-.500 year and take both to the Final Four within the first five seasons as head coach.

A staple of the NCAA postseason, Kruger has taken five different schools to the Big Dance. His collegiate teams have made postseason appearances in 22 of the last 29 years. He has guided teams to 18 NCAA Tournaments, five Sweet 16s and two Final Fours.

As hard as Kruger works to achieve excellence on the hardwood, he is just as committed to his role as a community leader in the fight against cancer. Kruger is in his first year as council chair of Coaches vs. Cancer, a nationwide program partnering with the American Cancer Society and the National Association of Basketball Coaches. Kruger has been a member of the Coaches vs. Cancer Council since 2007 and has been a longtime supporter of the American Cancer Society.

Kruger's accolades both on and off the court have earned him multiple recognitions over recent years. In 2017, Kruger was honored with the National Association of Basketball Coaches (NABC) Metropolitan Award for long and outstanding service to men's college basketball.

Before the start of the 2018-19 campaign, the John R. Wooden Award selected him as the 2019 recipient of its Legends of Coaching Award. Created in 1999, the Legends of Coaching honor recognizes college coaches who exemplify Coach Wooden's high standard of coaching success and personal integrity. The honorees are selected based on character, success on the court, graduation rate of student-athletes in their basketball program, coaching philosophy and identification with the goals of the John R. Wooden Award.

Kruger rebuilt the Sooners upon his arrival in Norman. His 111 wins in the first five seasons are the second most through the first five seasons of coaching at OU (Billy Tubbs went 115-49 from 1980-85). He was the first coach in OU history to win six NCAA tournament games within his first five seasons. Following the 2013-14 season, he was voted the AP Big 12 Coach of the Year.

Under Kruger, Sooner players have earned First-Team All-Big 12 selections on four occasions and racked up 20 Academic All-Big 12 honors. Buddy Hield, who played four seasons for Kruger (2012-16), was named the winner of the 2016 Wooden Award, Naismith Trophy and the Oscar Robertson Trophy as the national player of the year (first consensus player of the year for OU since Blake Griffin in 2009). Hield was named Big 12 Player of the Year in both 2015 and 2016 (second player in conference history to win the award twice) and exited OU as the Big 12's all-time leading scorer.

This past season, Kruger mentored Trae Young – the first player in college basketball history to lead the country in both points and assists. Oklahoma's 11th Consensus All-America First Team selection, Young set program, conference and NCAA records throughout his lone season with the Sooners.

Four Sooners have been drafted into the NBA during Kruger's tenure, including two in the top six. Young was taken as the fifth overall pick in the 2018 NBA Draft while Hield was selected as the sixth overall choice 2016. Isaiah Cousins (2016) and Romero Osby (2013) were chosen in the second round of their respective drafts.

A full bio is available on SoonerSports.com

LON KRUGER YEAR BY YEAR

Year	School	Record	Pct.
1982-83	Pan American	7-21	.250
1983-84	Pan American	13-14	.481
1984-85	Pan American	12-16	.429
1985-86	Pan American	20-8	.714
1986-87	* Kansas State	20-11	.645
1987-88	* Kansas State	25-9	.735
1988-89	* Kansas State	19-11	.633
1989-90	* Kansas State	17-15	.531
1990-91	Florida	11-17	.393
1991-92	^ Florida	19-14	.576
1992-93	^ Florida	16-12	.571
1993-94	* Florida	29-8	.784
1994-95	* Florida	17-13	.567
1995-96	Florida	12-16	.429
1996-97	* Illinois	22-10	.688
1997-98	* Illinois	23-10	.697
1998-99	Illinois	14-18	.438
1999-00	* Illinois	22-10	.688
2004-05	^ UNLV	17-14	.548
2005-06	UNLV	17-13	.567
2006-07	* UNLV	30-7	.811
2007-08	* UNLV	27-8	.771
2008-09	^ UNLV	21-11	.656
2009-10	* UNLV	25-9	.735
2010-11	* UNLV	24-9	.727
2011-12	Oklahoma	15-16	.483
2012-13	* Oklahoma	20-12	.625
2013-14	* Oklahoma	23-10	.697
2014-15	* Oklahoma	24-11	.686
2015-16	* Oklahoma	29-8	.784
2016-17	Oklahoma	11-20	.354
2017-18	* Oklahoma	18-14	.563
2018-19	Oklahoma	15-10	.600
Totals		634-405	.610

* NCAA Tournament ^ NIT

#24 JAMAL BIENIEMY													
Date	Opponent	MIN	FG	3FG	FT	O-D-T	PF	A	TO	B	S	TP	
N9	at UTRGV	12	0-2	0-0	1-3	0-1-1	1	4	0	0	1	1	
N12	at UTSA	21	4-6	0-0	0-0	0-2-2	1	4	1	0	5	8	
N18	Wofford	13	0-2	0-0	0-0	0-0-0	0	0	0	0	2	0	
N21	vs. Florida	25	2-10	0-3	0-0	0-5-5	0	2	2	0	1	4	
N22	vs. Wisconsin	17	1-3	0-0	1-2	0-2-2	1	2	1	1	1	3	
N23	vs. Dayton	18	1-2	1-1	0-1	0-1-1	3	3	1	0	1	3	
N27	North Texas	19	1-4	1-2	0-0	0-6-6	0	0	1	0	1	3	
D4	vs. Notre Dame	16	1-5	1-2	0-0	0-1-1	2	4	1	0	1	3	
D8	Wichita State	22	2-7	1-2	0-0	0-4-4	2	3	2	0	1	5	
D15	Southern California	19	0-1	0-0	2-2	0-5-5	0	6	1	0	2	2	
D18	Creighton	22	1-5	1-2	0-0	1-0-1	3	2	1	0	0	3	
D21	at Northwestern	20	2-3	0-1	0-0	1-2-3	1	5	0	0	2	4	
J2	at Kansas	13	3-3	1-1	0-0	0-0-0	1	0	0	0	0	7	
J5	Oklahoma State	19	1-3	1-3	0-0	2-1-3	2	5	2	0	0	3	
J8	at Texas Tech	23	1-8	1-4	0-0	1-4-5	1	5	1	0	1	3	
J12	TCU	17	2-4	0-0	0-0	0-1-1	2	2	1	1	0	4	
J16	Kansas State	20	1-3	1-2	0-0	0-0-0	1	1	0	0	2	3	
J19	at Texas*	36	4-7	3-6	0-0	1-1-2	1	2	0	0	1	11	
J23	at Oklahoma State*	35	6-6	3-3	2-2	0-3-3	1	1	0	0	3	17	
J26	Vanderbilt*	29	0-2	0-1	0-0	0-5-5	1	7	1	0	4	0	
J28	Baylor*	30	0-6	0-4	0-0	2-1-3	2	6	1	0	0	0	
F2	at West Virginia*	28	1-3	1-3	0-0	0-0-0	5	5	1	0	3	3	
F4	Iowa State*	33	2-5	1-1	0-0	0-1-1	3	2	2	0	1	5	
F9	Texas Tech*	35	3-8	0-1	0-1	0-2-2	4	3	2	0	4	6	
F11	at Baylor*	36	1-5	1-4	0-0	0-2-2	3	3	0	1	1	3	
F16	at TCU												
F23	Texas												
F25	at Iowa State												
M2	West Virginia												
M5	Kansas												
M9	at Kansas State												

* Starter

#21 KRISTIAN DOOLITTLE													
Date	Opponent	MIN	FG	3FG	FT	O-D-T	PF	A	TO	B	S	TP	
N9	at UTRGV*	13	3-4	0-0	1-1	0-3-3	5	1	2	1	1	7	
N12	at UTSA*	26	4-4	0-0	0-0	2-9-11	0	1	1	0	0	8	
N18	Wofford*	28	3-8	0-0	2-6	2-7-9	2	1	0	0	0	8	
N21	vs. Florida*	16	1-3	0-0	0-0	4-4-8	0	1	2	2	1	2	
N22	vs. Wisconsin*	23	4-5	0-0	1-1	2-3-5	1	0	2	0	1	9	
N23	vs. Dayton*	19	0-3	0-0	0-0	1-0-1	2	0	0	0	1	0	
N27	North Texas*	21	3-5	0-0	2-3	0-3-3	2	0	0	0	0	8	
D4	vs. Notre Dame*	18	3-5	0-0	0-0	0-3-3	4	0	1	0	1	6	
D8	Wichita State*	21	3-5	0-0	0-0	4-4-8	4	0	1	0	1	8	
D15	Southern California*	16	2-3	0-0	1-1	0-5-5	5	0	1	1	1	5	
D18	Creighton	34	4-7	0-1	5-6	1-4-5	1	1	0	0	0	13	
D21	at Northwestern	34	7-12	0-0	0-1	3-6-9	2	2	0	0	0	14	
J2	at Kansas*	32	5-12	0-0	2-3	1-7-8	4	2	2	0	0	12	
J5	Oklahoma State*	27	4-8	0-0	8-10	1-7-8	2	0	2	1	0	16	
J8	at Texas Tech*	36	4-9	0-0	1-1	3-5-8	3	0	3	0	5	9	
J12	TCU*	34	9-12	0-0	6-9	1-9-10	0	0	1	0	2	24	
J16	Kansas State*	37	3-8	0-2	1-2	2-3-5	3	4	3	0	0	7	
J19	at Texas*	33	3-8	0-1	3-4	2-6-8	4	2	1	1	1	9	
J23	at Oklahoma State*	34	2-7	0-0	3-4	1-6-7	1	5	2	1	2	7	
J26	Vanderbilt*	15	1-4	0-0	2-2	0-3-3	1	0	1	0	1	4	
J28	Baylor*	32	5-12	0-0	2-4	2-4-6	1	1	3	2	0	12	
F2	at West Virginia*	34	2-6	0-0	3-3	2-10-12	4	1	1	1	1	7	
F4	Iowa State*	36	8-13	0-0	3-3	2-7-9	0	2	2	2	0	19	
F9	Texas Tech*	30	3-8	0-0	4-4	1-3-4	3	2	2	0	0	10	
F11	at Baylor*	37	7-15	0-0	0-1	2-2-4	5	2	3	1	2	14	
F16	at TCU												
F23	Texas												
F25	at Iowa State												
M2	West Virginia												
M5	Kansas												
M9	at Kansas State												

* Starter

#2 AARON CALIXTE													
Date	Opponent	MIN	FG	3FG	FT	O-D-T	PF	A	TO	B	S	TP	
N9	at UTRGV*	28	4-7	3-4	4-4	0-2-2	1	3	3	0	1	15	
N12	at UTSA*	28	6-17	3-7	3-4	1-1-2	0	4	1	0	0	18	
N18	Wofford*	29	3-6	0-1	1-2	0-2-2	0	2	0	0	1	7	
N21	vs. Florida*	15	1-3	0-1	2-2	1-2-3	4	2	3	0	1	4	
N22	vs. Wisconsin*	23	5-10	0-2	0-0	0-2-2	1	2	2	0	0	10	
N23	vs. Dayton*	24	1-4	0-1	0-0	0-4-4	4	3	1	0	0	2	
N27	North Texas*	26	3-7	0-3	1-3	0-2-2	1	3	2	0	1	7	
D4	vs. Notre Dame*	25	5-5	2-2	0-1	0-3-3	0	4	4	0	0	12	
D8	Wichita State*	19	3-6	2-3	2-2	1-2-3	1	3	3	0	0	10	
D15	Southern California	22	4-8	0-2	0-0	0-2-2	1	4	4	0	1	8	
D18	Creighton*	19	1-4	0-2	0-0	0-4-4	2	4	3	0	0	2	
D21	at Northwestern*	25	4-10	1-3	0-0	1-3-4	3	6	2	0	1	9	
J2	at Kansas*	27	4-8	2-4	0-0	0-1-1	2	3	4	0	0	10	
J5	Oklahoma State*	26	1-5	1-5	5-6	2-3-5	2	2	1	0	0	8	
J8	at Texas Tech*	28	3-9	2-5	0-0	0-1-1	2	3	1	0	0	8	
J12	TCU*	28	3-6	3-5	3-4	0-1-1	1	4	3	0	1	12	
J16	Kansas State*	20	2-4	2-4	0-0	0-1-1	0	1	4	0	0	6	
J19	at Texas	9	1-2	0-1	1-1	0-1-1	0	1	1	0	0	3	
J23	at Oklahoma State	17	0-4	0-3	0-0	0-0-0	1	1	1	0	1	0	
J26	Vanderbilt	22	3-8	2-5	0-0	0-1-1	2	1	0	0	0	8	
J28	Baylor	24	1-3	1-2	2-2	0-2-2	3	0	2	0	1	5	
F2	at West Virginia	27	5-11	3-6	4-4	0-1-1	3	3	3	0	0	17	
F4	Iowa State*	25	1-10	1-5	0-0	0-2-2	3	1	0	0	0	3	
F9	Texas Tech*	24	0-6	0-4	0-1	0-2-2	2	1	4	0	1	0	
F11	at Baylor	12	1-2	0-1	0-0	0-0-0	0	1	0	0	0	2	
F16	at TCU												
F23	Texas												
F25	at Iowa State												
M2	West Virginia												
M5	Kansas												
M9	at Kansas State												

* Starter

#5 MATT FREEMAN													
Date	Opponent	MIN	FG	3FG	FT	O-D-T	PF	A	TO	B	S	TP	
N9	at UTRGV	8	1-2	1-2	0-0	0-0-0	0	1	1	1	0	3	
N12	at UTSA	9	0-1	0-1	0-0	0-3-3	1	1	0	1	0	0	
N18	Wofford	12	4-6	3-4	0-0	1-1-2	1	2	0	0	0	11	
N21	vs. Florida	10	1-3	1-2	0-0	0-2-2	0	1	0	0	0	3	
N22	vs. Wisconsin	11	1-3	0-1	0-0	0-0-0	2	1	1	0	1	2	
N23	vs. Dayton	12	1-1	1-1	0-0	0-2-2	1	1	0	0	0	3	
N27	North Texas	13	0-2	0-1	0-0	1-1-2	2	1	1	0	0	0	
D4	vs. Notre Dame	16	4-8	3-6	0-0	0-4-4	3	1	0	2	0	11	
D8	Wichita State	22	3-5	3-5	2-2	0-3-3	1	0	3	0	1	11	
D15	Southern California	21	2-5	2-3	0-0	1-1-2	2	0	0	0	0	6	
D18	Creighton	20	1-6	0-2	1-2	1-3-4	2	1	0	2	1	3	
D21	at Northwestern	20	1-4	0-2	0-0	2-1-3	2	0	0	0	0	2	
J2	at Kansas	15	0-4	0-4	0-0	1-0-1	1	0	1	0	0	0	
J5	Oklahoma State	9	1-5	1-4	0-0	0-1-1	2	0	0	0	0	3	
J8	at Texas Tech	5	0-1	0-1	0-0	0-0-0	1	0	0	0	0	0	
J12	TCU	3	0-1	0-1	0-0	0-0-0	0	0	0	0	0	0	
J16	Kansas State	14	0-2	0-2	0-0	0-1-1	3	0	2	0	0	0	
J19	at Texas	3	0-0	0-0	0-0	0-1-1	1	0	1	0	0	0	
J23	at Oklahoma State					DNP							
J26	Vanderbilt	10	2-4	0-2	0-0	0-1-1	0	0	1	1	0	4	
J28	Baylor	5	0-0	0-0	0-0	0-0-0	0	0	0	1	0	0	
F2	at West Virginia					DNP							
F4	Iowa State	8	2-5	2-5	0-0	0-0-0	1	0	1	0	1	6	
F9	Texas Tech	15	0-2	0-1	0-0	0-0-0	0	0	0	0	0	0	
F11	at Baylor	13	2-4	1-2	0-0	0-1-1	1	0	1	0	0	5	
F16	at TCU												
F23	Texas												
F25	at Iowa State												
M2	West Virginia												
M5	Kansas												
M9	at Kansas State												
* Starter													

#22 PATRICK GEHA													
Date	Opponent	MIN	FG	3FG	FT	O-D-T	PF	A	TO	B	S	TP	
N9	at UTRGV					DNP							
N12	at UTSA					DNP							
N18	Wofford	1	0-0	0-0	0-2	0-0-0	0	0	0	0	0	0	
N21	vs. Florida					DNP							
N22	vs. Wisconsin					DNP							
N23	vs. Dayton					DNP							
N27	North Texas					DNP							
D4	vs. Notre Dame					DNP							
D8	Wichita State	1	1-1	0-0	0-0	0-0-0	0	0	0	0	0	2	
D15	Southern California					DNP							
D18	Creighton					DNP							
D21	at Northwestern					DNP							
J2	at Kansas					DNP							
J5	Oklahoma State					DNP							
J8	at Texas Tech					DNP							
J12	TCU					DNP							
J16	Kansas State					DNP							
J19	at Texas					DNP							
J23	at Oklahoma State					DNP							
J26	Vanderbilt	4	1-1	0-0	0-0	0-0-0	0	0	1	0	0	2	
J28	Baylor	1	0-0	0-0	0-0	0-0-0	0	0	0	0	0	0	
F2	at West Virginia					DNP							
F4	Iowa State					DNP							
F9	Texas Tech					DNP							
F11	at Baylor					DNP							
F16	at TCU												
F23	Texas												
F25	at Iowa State												
M2	West Virginia												
M5	Kansas												
M9	at Kansas State												

* Starter

#0 CHRISTIAN JAMES													
Date	Opponent	MIN	FG	3FG	FT	O-D-T	PF	A	TO	B	S	TP	
N9	at UTRGV*	36	9-17	4-10	7-8	0-3-3	1	1	1	1	2	29	
N12	at UTSA*	33	8-10	3-5	5-5	1-2-3	3	1	3	0	0	24	
N18	Wofford*	33	4-9	0-4	7-8	2-3-5	3	3	2	0	0	15	
N21	vs. Florida*	28	6-15	3-7	3-3	1-6-7	0	1	2	0	0	18	
N22	vs. Wisconsin*	33	7-12	4-8	0-1	0-2-2	1	1	3	0	1	18	
N23	vs. Dayton*	39	8-15	4-8	1-2	0-5-5	2	4	1	1	1	21	
N27	North Texas*	20	3-7	2-4	1-2	0-2-2	3	4	3	0	0	9	
D4	vs. Notre Dame*	36	10-19	3-8	2-2	1-9-10	4	3	1	0	0	25	
D8	Wichita State*	33	5-11	3-6	1-2	2-11-13	0	2	5	1	1	14	
D15	Southern California*	36	6-16	0-6	4-7	2-13-15	2	2	2	0	1	16	
D18	Creighton*	14	5-10	1-3	3-5	1-11-12	4	0	4	0	0	14	
D21	at Northwestern*	43	5-21	2-10	0-0	1-8-9	2	2	1	2	2	12	
J2	at Kansas*	37	4-15	1-7	3-5	5-6-11	0	0	0	1	1	16	
J5	Oklahoma State*	38	5-13	3-7	1-2	4-7-11	2	0	2	0	2	14	
J8	at Texas Tech*	36	4-12	3-10	3-4	2-4-6	4	1	3	1	1	14	
J12	TCU*	35	5-13	0-4	5-6	1-7-8	2	4	4	1	4	15	
J16	Kansas State*	34	5-12	1-4	9-11	4-3-7	2	3	3	0	2	20	
J19	at Texas*	35	7-17	3-4	3-3	2-5-7	5	1	3	0	0	20	
J23	at Oklahoma State*	29	2-7	0-4	1-1	1-4-5	2	2	1	0	0	5	
J26	Vanderbilt*	28	8-15	3-9	2-2	2-3-5	0	2	1	0	3	21	
J28	Baylor*	31	2-9	1-7	3-4	1-6-7	1	2	2	0	0	8	
F2	at West Virginia*	31	1-10	0-4	8-8	1-1-2	4	2	1	0	2	10	
F4	Iowa State*	30	4-10	0-2	2-3	0-4-4	2	2	0	0	0	10	
F9	Texas Tech*	33	4-14	3-4	0-0	2-6-8	2	0	2	0	0	11	
F11	at Baylor*	36	4-8	1-3	2-4	4-4-8	1	2	2	0	2	11	
F16	at TCU												
F23	Texas												
F25	at Iowa State												
M2	West Virginia												
M5	Kansas												
M9	at Kansas State												

* Starter

#52 KUR KUATH													
Date	Opponent	MIN	FG	3FG	FT	O-D-T	PF	A	TO	B	S	TP	
N9	at UTRGV	9	1-3	0-0	0-1	1-1-2	2	1	0	1	0	2	
N12	at UTSA	7	1-1	0-0	0-0	0-1-1	0	0	0	1	0	2	
N18	Wofford	7	0-1	0-0	0-0	0-1-1	0	0	1	0	0	0	
N21	vs. Florida	3	1-1	0-0	0-0	0-0-0	0	0	0	0	0	2	
N22	vs. Wisconsin	6	0-1	0-0	0-0	1-0-1	1	0	1	1	0	0	
N23	vs. Dayton	1	0-0	0-0	0-0	0-0-0	0	0	0	0	0	0	
N27	North Texas					DNP							
D4	vs. Notre Dame					DNP							
D8	Wichita State					DNP							
D15	Southern California					DNP							
D18	Creighton					DNP							
D21	at Northwestern					DNP							
J2	at Kansas					DNP							
J5	Oklahoma State					DNP							
J8	at Texas Tech					DNP							
J12	TCU					DNP							
J16	Kansas State					DNP							
J19	at Texas					DNP							
J23	at Oklahoma State					DNP							
J26	Vanderbilt					DNP							
J28	Baylor					DNP							
F2	at West Virginia					DNP							
F4	Iowa State					DNP							
F9	Texas Tech					DNP							
F11	at Baylor					DNP							
F16	at TCU												
F23	Texas												
F25	at Iowa State												
M2	West Virginia												
M5	Kansas												
M9	at Kansas State												

* Starter

#14 TY LAZENBY													
Date	Opponent	MIN	FG	3FG	FT	O-D-T	PF	A	TO	B	S	TP	
N9	at UTRGV					DNP							
N12	at UTSA					DNP							
N18	Wofford					DNP							
N21	vs. Florida					DNP							
N22	vs. Wisconsin					DNP							
N23	vs. Dayton					DNP							
N27	North Texas					DNP							
D4	vs. Notre Dame					DNP							
D8	Wichita State					DNP							
D15	Southern California					DNP							
D18	Creighton					DNP							
D21	at Northwestern					DNP							
J2	at Kansas					DNP							
J5	Oklahoma State					DNP							
J8	at Texas Tech					DNP							
J12	TCU					DNP							
J16	Kansas State					DNP							
J19	at Texas					DNP							
J23	at Oklahoma State					DNP							
J26	Vanderbilt					DNP							
J28	Baylor					DNP							
F2	at West Virginia					DNP							
F4	Iowa State					DNP							
F9	Texas Tech					DNP							
F11	at Baylor					DNP							
F16	at TCU												
F23	Texas												
F25	at Iowa State												
M2	West Virginia												
M5	Kansas												
M9	at Kansas State												

* Starter

#35 BRADY MANEK													
Date	Opponent	MIN	FG	3FG	FT	O-D-T	PF	A	TO	B	S	TP	
N9	at UTRGV*	30	4-8	2-5	2-4	3-9-12	2	2	4	2	1	12	
N12	at UTSA*	28	4-11	1-5	1-2	2-9-11	1	1	2	2	1	10	
N18	Wofford*	30	6-13	3-7	3-3	2-9-11	2	1	0	0	0	18	
N21	vs. Florida*	30	2-7	0-4	2-2	1-9-10	2	1	1	0	2	6	
N22	vs. Wisconsin*	27	1-5	1-2	0-1	2-3-5	0	0	1	0	1	3	
N23	vs. Dayton*	21	1-8	0-5	1-1	2-5-7	0	1	0	0	0	3	
N27	North Texas*	27	3-8	1-3	3-4	0-8-8	1	3	3	2	3	10	
D4	vs. Notre Dame*	36	6-10	5-8	0-0	1-7-8	1	1	1	0	0	17	
D8	Wichita State*	26	2-11	0-5	4-7	1-2-3	2	0	1	0	1	8	
D15	Southern California*	26	5-11	2-4	3-5	3-2-5	3	1	3	1	0	15	
D18	Creighton*	17	7-10	2-4	2-2	3-2-5	0	1	1	0	0	18	
D21	at Northwestern*	28	3-7	1-3	2-2	2-3-5	4	0	4	1	1	9	
J2	at Kansas*	32	6-13	1-4	3-5	5-6-11	0	0	0	1	1	16	
J5	Oklahoma State*	30	4-12	1-5	6-8	1-4-5	1	0	1	1	0	15	
J8	at Texas Tech*	30	4-10	3-6	2-2	3-4-7	0	1	1	0	0	13	
J12	TCU*	30	5-11	2-5	0-0	1-4-5	0	0	0	4	0	12	
J16	Kansas State*	25	2-4	1-3	0-0	0-5-5	0	0	1	0	0	5	
J19	at Texas*	29	4-10	1-5	0-0	1-4-5	0	0	0	2	2	9	
J23	at Oklahoma State*	27	6-11	2-6	1-1	1-2-3	1	1	1	0	0	15	
J26	Vanderbilt*	24	6-11	2-6	2-2	1-3-4	2	0	2	1	0	16	
J28	Baylor*	27	1-4	1-3	0-0	0-5-5	1	0	1	0	0	3	
F2	at West Virginia*	27	7-10	4-6	0-2	2-2-4	1	0	4	0	0	18	
F4	Iowa State*	25	6-9	4-7	0-0	0-2-2	1	2	1	2	0	16	
F9	Texas Tech*	32	5-10	1-4	0-0	3-8-11	2	1	2	1	1	11	
F11	at Baylor*	30	4-9	0-3	3-4	3-2-5	1	1	1	0	2	11	
F16	at TCU												
F23	Texas												
F25	at Iowa State												
M2	West Virginia												
M5	Kansas												
M9	at Kansas State												

* Starter

#1 RASHARD ODOMES													
Date	Opponent	MIN	FG	3FG	FT	O-D-T	PF	A	TO	B	S	TP	
N9	at UTRGV	14	3-4	1-1	0-0	0-1-1	1	1	1	1	1	7	
N12	at UTSA	9	1-4	0-0	0-0	1-0-1	3	0	2	0	1	2	
N18	Wofford	8	0-2	0-0	0-0	0-1-1	1	1	1	0	1	0	
N21	vs. Florida	15	5-7	0-0	1-5	3-0-3	1	1	2	1	1	11	
N22	vs. Wisconsin	14	3-7	0-0	1-1	1-1-2	2	1	0	0	0	7	
N23	vs. Dayton	8	0-1	0-0	0-0	0-0-0	2	1	0	0	0	0	
N27	North Texas	11	1-3	1-1	0-2	0-1-1	0	0	1	0	1	3	
D4	vs. Notre Dame	14	1-6	0-0	0-1	3-2-5	2	3	1	0	0	2	
D8	Wichita State	18	2-5	0-1	0-0	1-5-6	1	0	1	0	1	4	
D15	Southern California	14	3-3	1-1	0-0	0-0-0	1	0	2	0	0	7	
D18	Creighton	23	6-8	0-0	1-4	1-0-1	1	0	1	0	1	13	
D21	at Northwestern	18	6-11	0-0	1-1	2-1-3	0	1	1	0	0	13	
J2	at Kansas	12	0-1	0-1	0-0	1-0-1	2	0	3	1	0	0	
J5	Oklahoma State	19	3-5	0-1	0-0	2-1-3	3	2	2	0	2	6	
J8	at Texas Tech	9	2-3	0-0	2-2	1-0-1	1	0	1	0	0	6	
J12	TCU	8	0-0	0-0	1-2	0-0-0	1	0	0	0	0	1	
J16	Kansas State	25	8-10	0-0	1-6	2-2-4	3	2	1	0	0	17	
J19	at Texas*	26	5-8	0-0	1-1	2-0-2	3	1	0	0	0	11	
J23	at Oklahoma State*	24	4-6	1-1	2-3	1-3-4	3	5	1	0	1	11	
J26	Vanderbilt*	22	7-8	0-0	0-1	1-2-3	2	3	0	0	1	14	
J28	Baylor*	19	2-8	0-1	2-3	1-0-1	0	2	2	0	0	6	
F2	at West Virginia*	17	2-3	0-0	1-2	0-1-1	3	1	3	0	1	5	
F4	Iowa State	16	2-8	0-1	5-6	2-1-3	1	2	0	1	0	9	
F9	Texas Tech	18	5-5	0-0	4-6	2-2-4	2	0	0	0	0	14	
F11	at Baylor*	32	2-10	0-2	3-6	4-6-10	3	1	2	0	1	7	
F16	at TCU												
F23	Texas												
F25	at Iowa State												
M2	West Virginia												
M5	Kansas												
M9	at Kansas State												

* Starter

#4 JAMUNI MCNEACE													
Date	Opponent	MIN	FG	3FG	FT	O-D-T	PF	A	TO	B	S	TP	
N9	at UTRGV*	29	4-6	0-0	1-4	4-8-12	4	1	1	0	1	9	
N12	at UTSA*	21	4-9	0-0	0-0	1-2-3	1	1	4	1	0	8	
N18	Wofford*	19	2-5	0-0	0-3	0-4-4	2	0	0	0	0	4	
N21	vs. Florida*	31	5-8	0-0	1-1	3-3-6	3	2	0	4	0	11	
N22	vs. Wisconsin*	28	2-5	0-0	1-3	2-4-6	4	0	1	5	0	5	
N23	vs. Dayton*	34	7-11	0-0	2-3	2-6-8	1	2	4	3	0	16	
N27	North Texas*	30	5-6	0-0	6-13	3-7-10	4	0	1	2	0	16	
D4	vs. Notre Dame					DNP							
D8	Wichita State					DNP							
D15	Southern California	14	1-4	0-0	0-0	0-3-3	4	1	2	0	1	2	
D18	Creighton*	17	2-2	0-0	0-0	0-1-1	4	0	3	3	0	4	
D21	at Northwestern*	7	1-1	0-0	0-0	1-1-2	1	1	2	0	0	2	
J2	at Kansas	2	0-1	0-0	0-0	1-0-1	0	0	0	0	0	0	
J5	Oklahoma State	11	0-1	0-0	1-5	0-3-3	2	1	0	0	0	1	
J8	at Texas Tech	8	1-1	0-0	0-0	0-1-1	3	0	2	1	0	2	
J12	TCU*	22	3-7	0-0	0-0	1-5-6	1	1	0	2	0	6	
J16	Kansas State*	14	0-1	0-0	0-2	0-2-2	3	0	1	1	0	0	
J19	at Texas	15	3-8	0-0	0-0	0-3-3	4	0	0	0	0	6	
J23	at Oklahoma State	19	5-6	0-0	3-5	1-2-3	1	0	0	1	0	13	
J26	Vanderbilt	19	1-3	0-0	0-0	0-3-3	0	0	0	0	1	2	
J28	Baylor	14	1-5	0-0	0-0	2-2-4	3	0	0	0	1	2	
F2	at West Virginia	16	1-1	0-0	0-1	0-3-3	1	0	0	0	0	2	
F4	Iowa State	10	1-2	0-0	0-0	2-1-3	1	0	1	0	0	2	
F9	Texas Tech					DNP							
F11	at Baylor					DNP							
F16	at TCU												
F23	Texas												
F25	at Iowa State												
M2	West Virginia												
M5	Kansas												
M9	at Kansas State												

* Starter

#44 HANNES PÖLLÄ													
Date	Opponent	MIN	FG	3FG	FT	O-D-T	PF	A	TO	B	S	TP	
N9	at UTRGV	2	0-0	0-0	0-0	0-1-1	1	0	0	0	0	0	
N12	at UTSA	1	0-0	0-0	0-0	1-0-1	1	0	0	0	0	0	
N18	Wofford	3	0-0	0-0	0-0	0-0-0	1	0	1	0	0	0	
N21	vs. Florida	2	0-0	0-0	0-0	0-0-0	0	0	0	1	0	0	
N22	vs. Wisconsin					DNP							
N23	vs. Dayton					DNP							
N27	North Texas					DNP							
D4	vs. Notre Dame	10	0-1	0-0	0-0	0-1-1	1	0	1	2	0	0	
D8	Wichita State	8	2-2	0-0	2-2	3-0-4	2	0	0	1	0	6	
D15	Southern California	2	0-0	0-0	0-0	0-0-0	1	0	0	0	0	0	
D18	Creighton					DNP							
D21	at Northwestern					DNP							
J2	at Kansas					DNP							
J5	Oklahoma State					DNP							
J8	at Texas Tech					DNP							
J12	TCU					DNP							
J16	Kansas State					DNP							
J19	at Texas					DNP							
J23	at Oklahoma State					DNP							
J26	Vanderbilt	8	3-3	0-0	0-0	0-2-2	2	0	1	2	0	6	
J28	Baylor	4	0-1	0-0	0-0	0-0-0	0	1	0	0	0	0	
F2	at West Virginia	4	0-0	0-0	3-4	1-1-2	2	0	1	0	0	3	
F4	Iowa State					DNP							
F9	Texas Tech	3	0-1	0-0	0-0	1-0-1	1	0	0	0	0	0	
F11	at Baylor					DNP							
F16	at TCU												
F23	Texas												
F25	at Iowa State												
M2	West Virginia												
M5	Kansas												
M9	at Kansas State												

* Starter

#3 MILES REYNOLDS												
Date	Opponent	MIN	FG	3FG	FT	O-D-T	PF	A	TO	B	S	TP
N9	at UTRGV	19	0-5	0-1	6-6	0-2-2	4	1	2	0	0	6
N12	at UTSA	17	3-6	1-1	0-0	0-2-2	2	0	0	0	1	7
N18	Wofford	18	3-6	0-2	6-6	0-1-1	2	1	2	0	1	12
N21	vs. Florida	25	1-7	0-1	2-2	1-0-1	3	2	2	0	0	4
N22	vs. Wisconsin	18	0-0	0-0	1-2	0-1-1	1	0	3	0	0	1
N23	vs. Dayton	23	2-5	0-2	13-14	0-4-4	3	0	1	0	1	17
N27	North Texas	31	6-11	1-3	4-6	1-2-3	2	1	2	0	2	17
D4	vs. Notre Dame*	29	2-9	1-3	4-4	2-2-4	1	3	1	0	1	9
D8	Wichita State*	29	3-6	1-3	7-7	1-3-4	2	2	2	0	1	14
D15	Southern California*	30	7-10	1-2	5-10	1-3-4	1	0	1	0	1	20
D18	Creighton*	34	3-6	1-3	6-9	0-4-4	2	4	3	0	0	2
D21	at Northwestern*	30	3-6	1-2	4-6	0-5-5	1	2	2	0	0	11
J2	at Kansas*	30	3-5	0-1	1-1	1-2-3	5	2	4	0	2	7
J5	Oklahoma State*	21	2-6	0-3	4-5	0-3-3	4	2	2	0	0	8
J8	at Texas Tech*	25	1-9	0-3	2-5	2-2-4	3	1	2	0	0	4
J12	TCU*	23	0-1	0-0	2-4	0-3-3	3	3	0	1	1	2
J16	Kansas State	11	1-3	0-1	1-2	0-1-1	1	1	1	0	2	3
J19	at Texas	14	0-1	0-0	3-4	0-2-2	0	1	0	0	1	3
J23	at Oklahoma State	15	1-5	0-1	0-0	0-2-2	1	2	0	0	1	2
J26	Vanderbilt	1	4-6	0-0	1-2	0-1-1	2	2	2	0	1	9
J28	Baylor	13	3-7	1-3	4-4	0-1-1	3	0	2	0	1	11
F2	at West Virginia	16	2-6	0-2	2-5	0-3-3	5	0	1	0	0	6
F4	Iowa State	17	2-3	0-0	0-0	0-3-3	1	1	0	0	0	4
F9	Texas Tech	10	1-4	0-0	0-0	0-0-0	1	2	0	0	1	2
F11	at Baylor	4	0-1	0-1	0-0	0-2-2	0	1	1	0	0	0
F16	at TCU											
F23	Texas											
F25	at Iowa State											
M2	West Virginia											
M5	Kansas											
M9	at Kansas State											

* Starter

#32 READ STRELLER												
Date	Opponent	MIN	FG	3FG	FT	O-D-T	PF	A	TO	B	S	TP
N9	at UTRGV											DNP
N12	at UTSA											DNP
N18	Wofford	1	0-0	0-0	0-0	0-0-0	1	0	0	0	0	0
N21	vs. Florida											DNP
N22	vs. Wisconsin											DNP
N23	vs. Dayton											DNP
N27	North Texas											DNP
D4	vs. Notre Dame											DNP
D8	Wichita State	1	0-0	0-0	0-0	0-0-0	0	0	0	0	0	0
D15	Southern California											DNP
D18	Creighton											DNP
D21	at Northwestern											DNP
J2	at Kansas											DNP
J5	Oklahoma State											DNP
J8	at Texas Tech											DNP
J12	TCU											DNP
J16	Kansas State											DNP
J19	at Texas											DNP
J23	at Oklahoma State											DNP
J26	Vanderbilt	3	0-0	0-0	0-0	0-1-1	1	0	1	0	0	0
J28	Baylor											DNP
F2	at West Virginia											DNP
F4	Iowa State											DNP
F9	Texas Tech											DNP
F11	at Baylor											DNP
F16	at TCU											
F23	Texas											
F25	at Iowa State											
M2	West Virginia											
M5	Kansas											
M9	at Kansas State											

* Starter

2018-19 OKLAHOMA BASKETBALL
Oklahoma Combined Team Statistics (as of Feb 11, 2019)
All games

RECORD:	OVERALL	HOME	AWAY	NEUTRAL
ALL GAMES	15-10	8-4	4-5	3-1
CONFERENCE	3-9	2-4	1-5	0-0
NON-CONFERENCE	12-1	6-0	3-0	3-1

#	Player	gp-gs	min	avg	Total		3-Point		F-Throw		Rebounds				pf	dq	a	to	blk	stl	pts	avg
					fg-fga	fg%	3fg-fga	3fg%	ft-fa	ft%	off	def	tot	avg								
00	James,Christian	25-25	817	32.7	131-317	.413	48-148	.324	75-97	.773	35	141	176	7.0	54	1	47	54	7	26	385	15.4
35	Manek,Brady	25-25	694	27.8	104-233	.446	41-118	.347	40-57	.702	43	119	162	6.5	28	0	18	36	20	16	289	11.6
21	Doolittle,Kristian	25-23	686	27.4	93-186	.500	0-4	.000	50-69	.725	39	123	162	6.5	59	3	28	36	13	21	236	9.4
03	Reynolds,Miles	25-8	518	20.7	53-134	.396	8-38	.211	78-104	.750	9	54	63	2.5	53	2	34	34	1	18	192	7.7
02	Calixte,Aaron	25-19	572	22.9	65-165	.394	28-81	.346	28-36	.778	6	45	51	2.0	39	0	62	52	0	10	186	7.4
01	Odomes,Rashard	25-6	413	16.5	73-136	.537	4-11	.364	26-52	.500	31	30	61	2.4	42	0	28	28	4	13	176	7.0
04	McNeace,Jamuni	21-11	380	18.1	49-93	.527	0-0	.000	15-40	.375	23	64	87	4.1	47	0	10	22	23	4	113	5.4
24	Bieniemy,Jamal	25-8	578	23.1	40-113	.354	18-46	.391	6-11	.545	8	50	58	2.3	41	1	77	22	3	38	104	4.2
05	Freeman,Matt	23-0	274	11.9	26-74	.351	18-52	.346	3-4	.750	7	26	33	1.4	27	0	10	13	8	4	73	3.2
44	Polla,Hannes	12-0	49	4.1	5-8	.625	0-0	.000	5-6	.833	6	5	11	0.9	12	0	0	7	6	0	15	1.3
52	Kuath,Kur	6-0	33	5.5	3-7	.429	0-0	.000	0-1	.000	2	3	5	0.8	3	0	1	2	3	0	6	1.0
22	Geha,Patrick	4-0	6	1.5	2-2	1.000	0-0	.000	0-2	.000	0	0	0	0.0	0	0	0	1	0	0	4	1.0
32	Streller,Read	3-0	4	1.3	0-0	.000	0-0	.000	0-0	.000	0	1	1	0.3	2	0	0	1	0	0	0	0.0
Team											42	61	103					6				
Total.....		25	5024		644-1468	.439	165-498	.331	326-479	.681	251	722	973	38.9	407	7	315	314	88	150	1779	71.2
Opponents.....		25	5025		614-1541	.398	204-606	.337	256-379	.675	270	658	928	37.1	440	-	310	313	92	164	1688	67.5

TEAM STATISTICS	OU	OPP	Date	Opponent	Score	Att.
SCORING	1779	1688	11/09/18	at UT Rio Grande Valley	w 91-76	5071
Points per game	71.2	67.5	11/12/18	at UTSA	w 87-67	2494
Scoring margin	+3.6	-	11/18/18	WOFFORD	w 75-64	8432
FIELD GOALS-ATT	644-1468	614-1541	A 11/21/18	vs Florida	w 65-60	1401
Field goal pct	.439	.398	11/22/18	vs Wisconsin	L 58-78	1182
3 POINT FG-ATT	165-498	204-606	11/23/18	vs Dayton	w 65-54	1052
3-point FG pct	.331	.337	11/27/18	NORTH TEXAS	w 73-57	6553
3-pt FG made per game	6.6	8.2	12/4/18	vs NOTRE DAME	w 85-80	0
FREE THROWS-ATT	326-479	256-379	12/8/18	WICHITA STATE	w 80-48	7015
Free throw pct	.681	.675	12/15/18	SOUTHERN CALIFORNIA	w 81-70	7170
F-Throws made per game	13.0	10.2	12/18/18	CREIGHTON	w 83-70	8020
REBOUNDS	973	928	12/21/18	at Northwestern	Wot 76-69	7039
Rebounds per game	38.9	37.1	* 01/02/19	at Kansas	L 63-70	16300
Rebounding margin	+1.8	-	* 01/05/19	OKLAHOMA STATE	w 74-64	10906
ASSISTS	315	310	* 1/8/19	at Texas Tech	L 59-66	14090
Assists per game	12.6	12.4	* 01/12/19	TCU	w 76-74	8005
TURNOVERS	314	313	* 01/16/19	KANSAS STATE	L 61-74	7597
Turnovers per game	12.6	12.5	* 01/19/19	at Texas	L 72-75	11991
Turnover margin	+0.0	-	* 01/23/19	at Oklahoma State	w 70-61	11086
Assist/turnover ratio	1.0	1.0	01/26/19	VANDERBILT	w 86-55	8848
STEALS	150	164	* 01/28/19	BAYLOR	L 47-77	10193
Steals per game	6.0	6.6	* 02/02/19	at West Virginia	L 71-79	11611
BLOCKS	88	92	* 02/04/19	IOWA STATE	L 74-75	8889
Blocks per game	3.5	3.7	* 02/09/19	TEXAS TECH	L 54-66	9463
ATTENDANCE	101091	87834	* 02/11/19	at Baylor	L 53-59	4517
Home games-Avg/Game	12-8424	9-9355				
Neutral site-Avg/Game	-	4-909				

* - Conference game

Score by Periods	1st	2nd	OT	Totals
Oklahoma	832	937	10	1779
Opponents	808	877	3	1688

2018-19 OKLAHOMA BASKETBALL
Oklahoma Combined Team Statistics (as of Feb 11, 2019)
Conference games only

RECORD:	OVERALL	HOME	AWAY	NEUTRAL
ALL GAMES	3-9	2-4	1-5	0-0
CONFERENCE	3-9	2-4	1-5	0-0
NON-CONFERENCE	0-0	0-0	0-0	0-0

#	Player	gp-gs	min	avg	Total		3-Point		F-Throw		Rebounds				pf	dq	a	to	blk	stl	pts	avg
					fg-fga	fg%	3fg-fga	3fg%	ft-fa	ft%	off	def	tot	avg								
00	James,Christian	12-12	405	33.8	47-140	.336	16-60	.267	39-50	.780	22	63	85	7.1	29	1	21	25	2	15	149	12.4
21	Doolittle,Kristian	12-12	402	33.5	55-118	.466	0-3	.000	36-48	.750	20	69	89	7.4	30	1	21	25	9	13	146	12.2
35	Manek,Brady	12-12	344	28.7	54-113	.478	21-57	.368	15-22	.682	20	48	68	5.7	8	0	6	13	11	6	144	12.0
01	Odomes,Rashard	12-5	225	18.8	35-67	.522	1-7	.143	22-37	.595	18	16	34	2.8	25	0	16	15	2	5	93	7.8
02	Calixte,Aaron	12-7	267	22.3	22-70	.314	15-45	.333	15-18	.833	2	15	17	1.4	19	0	21	24	0	4	74	6.2
24	Bieniemy,Jamal	12-7	325	27.1	25-61	.410	13-32	.406	2-3	.667	6	16	22	1.8	26	1	35	10	2	16	65	5.4
03	Reynolds,Miles	12-3	199	16.6	16-51	.314	1-15	.067	19-30	.633	3	24	27	2.3	27	2	16	13	1	9	52	4.3
04	McNeace,Jamuni	10-2	131	13.1	15-33	.455	0-0	.000	4-13	.308	7	22	29	2.9	19	0	2	4	5	1	34	3.4
05	Freeman,Matt	10-0	90	9.0	5-24	.208	4-20	.200	0-0	.000	1	4	5	0.5	10	0	0	6	1	1	14	1.4
44	Polla,Hannes	3-0	11	3.7	0-2	.000	0-0	.000	3-4	.750	2	1	3	1.0	3	0	0	2	0	0	3	1.0
22	Geha,Patrick	1-0	1	1.0	0-0	.000	0-0	.000	0-0	.000	0	0	0	0.0	0	0	0	0	0	0	0	0.0
Team											18	22	40					3				
Total.....		12	2400		274-679	.404	71-239	.297	155-225	.689	119	300	419	34.9	196	5	138	140	33	70	774	64.5
Opponents.....		12	2400		299-700	.427	101-280	.361	141-194	.727	126	322	448	37.3	205	-	152	137	51	78	840	70.0

TEAM STATISTICS	OU	OPP	Date	Opponent	Score	Att.
SCORING	774	840	* 01/02/19	at Kansas	L 63-70	16300
Points per game	64.5	70.0	* 01/05/19	OKLAHOMA STATE	w 74-64	10906
Scoring margin	-5.5	-	* 1/8/19	at Texas Tech	L 59-66	14090
FIELD GOALS-ATT	274-679	299-700	* 01/12/19	TCU	w 76-74	8005
Field goal pct	.404	.427	* 01/16/19	KANSAS STATE	L 61-74	7597
3 POINT FG-ATT	71-239	101-280	* 01/19/19	at Texas	L 72-75	11991
3-point FG pct	.297	.361	* 01/23/19	at Oklahoma State	w 70-61	11086
3-pt FG made per game	5.9	8.4	* 01/28/19	BAYLOR	L 47-77	10193
FREE THROWS-ATT	155-225	141-194	* 02/02/19	at West Virginia	L 71-79	11611
Free throw pct	.689	.727	* 02/04/19	IOWA STATE	L 74-75	8889
F-Throws made per game	12.9	11.8	* 02/09/19	TEXAS TECH	L 54-66	9463
REBOUNDS	419	448	* 02/11/19	at Baylor	L 53-59	4517
Rebounds per game	34.9	37.3	* - Conference game			
Rebounding margin	-2.4	-				
ASSISTS	138	152				
Assists per game	11.5	12.7				
TURNOVERS	140	137				
Turnovers per game	11.7	11.4				
Turnover margin	-0.2	-				
Assist/turnover ratio	1.0	1.1				
STEALS	70	78				
Steals per game	5.8	6.5				
BLOCKS	33	51				
Blocks per game	2.8	4.3				
ATTENDANCE	55053	69595				
Home games-Avg/Game	6-9176	6-11599				
Neutral site-Avg/Game	-	0-0				

Score by Periods	1st	2nd	Totals
Oklahoma	352	422	774
Opponents	415	425	840

GAME 26: OKLAHOMA VS. TCU

Official Basketball Box Score -- Game Totals -- Final Statistics

Oklahoma vs UT Rio Grande Valley

11/09/18 7:30 pm at

Oklahoma 91 • 1-0

#	Player	Total	3-Ptr	Rebounds	PF	TP	A	TO	Blk	Stl	Min				
		FG-FGA	FG-FGA	FT-FTA	Off	Def	Tot								
21	Doolittle,Kristian	f	3-4	0-0	1-1	0	3	3	5	7	1	2	1	1	13
35	Manek,Brady	f	4-8	2-5	2-4	3	9	12	2	12	2	4	2	1	30
04	McNeace,Jamuni	c	4-6	0-0	1-4	4	8	12	4	9	1	1	0	1	29
00	James,Christian	g	9-17	4-10	7-8	0	3	3	1	29	1	1	1	2	36
02	Calixte,Aaron	g	4-7	3-4	4-4	0	2	2	1	15	3	3	0	1	28
01	Odomes,Rashard		3-4	1-1	0-0	0	1	1	1	7	1	1	1	1	14
03	Reynolds,Miles		0-5	0-1	6-6	0	2	2	4	6	1	2	0	0	19
05	Freeman,Matt		1-2	1-2	0-0	0	0	0	0	3	1	1	1	0	8
24	Bieniemy,Jamal		0-2	0-0	1-3	0	1	1	1	1	4	0	0	1	12
44	Polla,Hannes		0-0	0-0	0-0	0	1	1	1	0	0	0	0	0	2
52	Kuath,Kur		1-3	0-0	0-1	1	1	2	2	2	1	0	1	0	9
	Team					2	2	4							
	Totals		29-58	11-23	22-31	10	33	43	22	91	16	15	7	8	200
	FG % 1st Half:	15-32	46.9%	2nd half:	14-26	53.8%	Game:	29-58	50.0%						Deadball Rebounds 3
	3FG % 1st Half:	7-13	53.8%	2nd half:	4-10	40.0%	Game:	11-23	47.8%						
	FT % 1st Half:	6-9	66.7%	2nd half:	16-22	72.7%	Game:	22-31	71.0%						

UT Rio Grande Valley 76 • 1-1

#	Player	Total	3-Ptr	Rebounds	PF	TP	A	TO	Blk	Stl	Min				
		FG-FGA	FG-FGA	FT-FTA	Off	Def	Tot								
01	Hainna,Solomon	f	0-3	0-0	1-2	3	0	3	3	1	1	0	0	1	17
03	Winn III,Terry	f	5-15	0-0	3-6	1	5	6	2	13	5	2	0	2	34
11	Varner II, Lesley	f	7-8	1-2	1-3	0	4	4	4	16	1	0	1	1	21
00	Bowie II,Greg	g	3-11	1-5	2-2	1	2	3	2	9	2	5	0	1	28
14	Levi,Javon	g	5-7	0-0	2-4	0	4	4	4	12	6	3	0	4	33
20	Crnogorac,Johnny		2-8	2-4	0-0	1	4	5	2	6	0	0	2	0	25
21	Fontaine,Isaiah		0-0	0-0	0-0	0	1	1	1	0	0	0	0	1	4
22	Jackson,Jordan		2-8	1-2	0-0	1	1	2	3	5	0	2	0	0	16
23	Smith,Tyson		5-9	4-6	0-0	0	2	2	4	14	1	3	0	0	21
24	Williams,Marlon		0-0	0-0	0-0	0	0	0	0	0	0	0	0	0	1
	Team					5	2	7							
	Totals		29-69	9-19	9-17	12	25	37	25	76	16	15	3	10	200
	FG % 1st Half:	13-36	36.1%	2nd half:	16-33	48.5%	Game:	29-69	42.0%						Deadball Rebounds 3
	3FG % 1st Half:	3-6	37.5%	2nd half:	6-11	54.5%	Game:	9-19	47.4%						
	FT % 1st Half:	2-2	100.0%	2nd half:	7-15	46.7%	Game:	9-17	52.9%						

Officials:

Technical fouls: Oklahoma-McNeace,Jamuni; TEAM. UT Rio Grande Valley-None.

Attendance: 5071

2018-19 Men's Basketball. Round: 0. Oklahoma vs UTRGV. Played at .

Score by periods	1st	2nd	Total
Oklahoma	43	48	91
UT Rio Grande Valley	31	45	76

Points

OU

RGV

In Paint

34

28

Off T/O

20

19

2nd Chance

3

9

Fast Break

28

13

Bench

19

25


Last FG - OU 2nd-00:53, RGV 2nd-00:15.

Largest lead - OU by 23 2nd-12:19, RGV by 2 1st-18:59.

OU led for 38:20. RGV led for 00:39. Game was tied for 01:01.

Score tied - 0 times.

Lead changed - 3 times.



Official Basketball Box Score -- Game Totals -- Final Statistics

Oklahoma vs UTSA

11/12/18 7:06 p.m. at San Antonio, Texas (Convocation Center)

Oklahoma 87 • 2-0

#	Player	Total	3-Ptr	Rebounds	PF	TP	A	TO	Blk	Stl	Min				
		FG-FGA	FG-FGA	FT-FTA	Off	Def	Tot								
21	Doolittle,Kristian	f	4-4	0-0	0-0	2	9	11	0	8	1	1	0	0	26
35	Manek,Brady	f	4-11	1-5	1-2	2	9	11	1	10	1	2	2	1	28
04	McNeace,Jamuni	c	4-9	0-0	0-0	1	2	3	1	8	1	4	1	0	21
00	James,Christian	g	8-10	3-5	5-5	1	2	3	3	24	1	3	0	0	33
02	Calixte,Aaron	g	6-17	3-7	3-4	1	1	2	0	18	4	1	0	0	28
01	Odomes,Rashard		1-4	0-0	0-0	1	0	1	3	2	0	2	0	1	9
03	Reynolds,Miles		3-6	1-1	0-0	0	2	2	2	7	0	0	0	1	17
05	Freeman,Matt		0-1	0-1	0-0	0	3	3	1	0	1	0	1	0	9
24	Bieniemy,Jamal		4-6	0-0	0-0	0	2	2	1	8	4	1	0	5	21
44	Polla,Hannes		0-0	0-0	0-0	1	0	1	1	0	0	0	0	0	1
52	Kuath,Kur		1-1	0-0	0-0	0	1	1	0	2	0	0	1	0	7
	Team					0	1	1							
	Totals		35-69	8-19	9-11	9	32	41	13	87	13	14	5	8	200
	FG % 1st Half:	17-36	47.2%	2nd half:	18-33	54.5%	Game:	35-69	50.7%						Deadball Rebounds 0
	3FG % 1st Half:	4-10	40.0%	2nd half:	4-9	44.4%	Game:	8-19	42.1%						
	FT % 1st Half:	1-1	100.0%	2nd half:	8-10	80.0%	Game:	9-11	81.8%						

UTSA 67 • 0-2

#	Player	Total	3-Ptr	Rebounds	PF	TP	A	TO	Blk	Stl	Min				
		FG-FGA	FG-FGA	FT-FTA	Off	Def	Tot								
03	FROHNNEN, Byron	f	3-8	0-0	3-3	3	7	10	3	9	0	2	1	1	35
23	BIOR, Atem	f	2-5	0-1	0-0	2	4	6	3	4	2	3	0	0	22
25	ALLEN, Nick	f	6-12	3-8	0-0	1	0	1	2	15	4	2	0	1	34
05	DE NICOLAO, Giovanni	g	4-15	2-4	2-2	2	8	10	4	12	2	7	0	2	31
22	WALLACE, Keaton	g	6-18	4-12	0-0	2	2	4	3	16	4	2	2	1	26
04	BYNUM, Tamir		2-7	0-0	1-2	0	1	1	0	5	1	2	0	0	20
10	STANOJEVIC, Mitar		0-0	0-0	0-0	0	0	0	0	0	0	0	0	0	0+
11	IYAYE, Adokiye		0-4	0-3	0-0	0	0	0	0	0	0	0	0	0	16
15	RODRIGUEZ, Adrian		3-4	0-1	0-0	2	2	4	1	6	0	2	0	0	16
	Team					4	2	6							
	Totals		26-73	9-29	6-7	16	26	42	16	67	13	20	3	5	200
	FG % 1st Half:	12-37	32.4%	2nd half:	14-36	38.9%	Game:	26-73	35.6%						Deadball Rebounds 0.1
	3FG % 1st Half:	4-11	36.4%	2nd half:	5-18	27.8%	Game:	9-29	31.0%						
	FT % 1st Half:	1-2	50.0%	2nd half:	5-5	100.0%	Game:	6-7	85.7%						

Officials: Gerry Pollard, Kelly Self, Antonio Petty

Technical fouls: Oklahoma-None. UTSA-None.

Attendance: 2494

Score by periods	1st	2nd	Total
Oklahoma	39	48	87
UTSA	29	38	67

Points

OU

UTSA

In Paint

52

32

Off T/O

21

15

2nd Chance

13

11

Fast Break

17

8

Bench

19

11

Last FG - OU 2nd-01:06, UTSA 2nd-00:17.

Largest lead - OU by 23 2nd-01:06, UTSA by 4 2nd-14:05.

OU led for 36:33. UTSA led for 01:49. Game was tied for 01:38.

Score tied - 4 times.

Lead changed - 2 times.

26

Officials: Terry Wymer, Bert Smith, Trey Styons
 Technical fouls: Wisconsin-None. Oklahoma-None.
 Attendance: 1182
 2018 Bad Boy Mowers Battle 4 Atlantis - Game 5

Last FG - WIS 2nd-00:11, OU 2nd-01:22.
Largest lead - WIS by 21 2nd-00:11, OU by 3 1st-18:45.
WIS led for 27:28. OU led for 09:10. Game was tied for 03:22.

Officials: Doug Sirmons, Darron George, Larry Spaulding
Technical fouls: North Texas-None. Oklahoma-None.
Attendance: 6553
Estimated attendance: 3744

Last FG - UNT 2nd-02:51, OU 2nd-01:10.
Largest lead - UNT by 2 2nd-17:13, OU by 19 2nd-01:10.
UNT led for 00:13. OU led for 35:56. Game was tied for 03:51.

Officials: Raymie Styons, Bert Smith, Clarence Armstrong
 Technical fouls: Dayton-None. Oklahoma-Reynolds,Miles.
 Attendance: 1052
 2018 Bad Boy Mowers Battle 4 Atlantis - 3rd Place Game - Game 9

Last FG - UD 2nd-00:42, OU 2nd-02:25.
Largest lead - UD by 7 2nd-16:40, OU by 14 1st-08:57.
UD led for 06:51. OU led for 30:46. Game was tied for 02:23.

Officials: Joe DeRosa, Kipp Kissinger, Bert Smith
Technical fouls: Oklahoma-None. NOTRE DAME-None.
Attendance:
2018 Jimmy V Classic

Last FG - OU 2nd-01:33, ND 2nd-02:25.
Largest lead - OU by 11 2nd-18:42, ND by 2 1st-05:54.
OU led for 34:45. ND led for 02:30. Game was tied for 02:14.

GAME 26: OKLAHOMA VS. TCU

Official Basketball Box Score -- Game Totals -- Final Statistics																	Official Basketball Box Score -- Game Totals -- Final Statistics																																																																																																																																																																																																																																																																																																																																																																																																																																																																																				
Wichita State vs Oklahoma																	Southern California vs Oklahoma																																																																																																																																																																																																																																																																																																																																																																																																																																																																																				
12/8/18 11 AM at Chesapeake Energy Arena																	12/15/18 8 PM CT at BOK Center																																																																																																																																																																																																																																																																																																																																																																																																																																																																																				
Wichita State 48 • 4-4																	Southern California 70 • 5-5																																																																																																																																																																																																																																																																																																																																																																																																																																																																																				
<table><tr><th rowspan="2">#</th><th rowspan="2">Player</th><th colspan="2">Total</th><th colspan="2">3-Ptr</th><th colspan="3">Rebounds</th><th rowspan="2">PF</th><th rowspan="2">TP</th><th colspan="4">A TO Blk Stl</th><th rowspan="2">Min</th></tr><tr><th>FG-FGA</th><th>FG-FGA</th><th>FT-FTA</th><th>Off</th><th>Def</th><th>Tot</th><th>A</th><th>TO</th><th>Blk</th><th>Stl</th></tr><tr><td>01</td><td>McDUFFIE, Markis</td><td>f</td><td>6-17</td><td>2-7</td><td>5-5</td><td>4</td><td>3</td><td>7</td><td>1</td><td>19</td><td>0</td><td>3</td><td>0</td><td>3</td><td>31</td></tr><tr><td>21</td><td>ECHENIQUE, Jaime</td><td>f</td><td>2-3</td><td>1-2</td><td>2-2</td><td>2</td><td>2</td><td>4</td><td>2</td><td>7</td><td>0</td><td>1</td><td>1</td><td>0</td><td>15</td></tr><tr><td>00</td><td>DENNIS, Dexter</td><td>g</td><td>0-6</td><td>0-1</td><td>0-0</td><td>0</td><td>4</td><td>4</td><td>0</td><td>0</td><td>1</td><td>3</td><td>1</td><td>0</td><td>32</td></tr><tr><td>03</td><td>TORRES, Ricky</td><td>g</td><td>1-4</td><td>0-3</td><td>0-0</td><td>0</td><td>3</td><td>3</td><td>0</td><td>2</td><td>3</td><td>1</td><td>0</td><td>0</td><td>25</td></tr><tr><td>04</td><td>HAYNES-JONES, Samaj</td><td>g</td><td>0-9</td><td>0-3</td><td>2-2</td><td>1</td><td>0</td><td>1</td><td>1</td><td>2</td><td>0</td><td>2</td><td>0</td><td>1</td><td>22</td></tr><tr><td>02</td><td>BURTON, Jamarious</td><td>g</td><td>1-5</td><td>0-2</td><td>2-2</td><td>1</td><td>1</td><td>2</td><td>1</td><td>4</td><td>0</td><td>1</td><td>0</td><td>0</td><td>17</td></tr><tr><td>05</td><td>BROWN, Rod</td><td>g</td><td>0-0</td><td>0-0</td><td>1-2</td><td>0</td><td>2</td><td>2</td><td>2</td><td>1</td><td>0</td><td>0</td><td>0</td><td>0</td><td>9</td></tr><tr><td>10</td><td>STEVENSON, Erik</td><td>g</td><td>3-11</td><td>2-9</td><td>0-0</td><td>3</td><td>2</td><td>5</td><td>5</td><td>8</td><td>1</td><td>1</td><td>0</td><td>2</td><td>21</td></tr><tr><td>11</td><td>FARRAKHAN, Eli</td><td>g</td><td>1-2</td><td>0-0</td><td>0-0</td><td>0</td><td>0</td><td>0</td><td>0</td><td>2</td><td>0</td><td>0</td><td>0</td><td>0</td><td>4</td></tr><tr><td>12</td><td>UDEZE, Morris</td><td>g</td><td>1-3</td><td>0-0</td><td>1-2</td><td>0</td><td>3</td><td>3</td><td>3</td><td>3</td><td>0</td><td>1</td><td>0</td><td>0</td><td>11</td></tr><tr><td>33</td><td>MIDTGAARD, Asbjorn</td><td>g</td><td>0-0</td><td>0-0</td><td>0-0</td><td>0</td><td>0</td><td>0</td><td>1</td><td>0</td><td>0</td><td>1</td><td>0</td><td>0</td><td>2</td></tr><tr><td>44</td><td>PB-CHANDLER, Isaiah</td><td>g</td><td>0-2</td><td>0-0</td><td>0-0</td><td>0</td><td>0</td><td>0</td><td>1</td><td>0</td><td>0</td><td>1</td><td>0</td><td>0</td><td>11</td></tr><tr><td colspan="2">Team</td><td></td><td></td><td></td><td></td><td>0</td><td>2</td><td>2</td><td></td><td></td><td></td><td></td><td></td><td></td><td></td></tr><tr><td colspan="2">Totals</td><td></td><td>15-62</td><td>5-27</td><td>13-15</td><td>11</td><td>22</td><td>33</td><td>17</td><td>48</td><td>5</td><td>15</td><td>2</td><td>6</td><td>200</td></tr></table> <div>FG % 1st Half: 9-32 28.1%2nd half: 6-30 20.0%Game: 15-62 24.2%3FG % 1st Half: 4-16 25.0%2nd half: 1-11 9.1%Game: 5-27 18.5%FT % 1st Half: 5-5 100.02nd half: 8-10 80.0%Game: 13-15 86.7%</div> <div>Deadball Rebounds0</div>																	#	Player	Total		3-Ptr		Rebounds			PF	TP	A TO Blk Stl				Min	FG-FGA	FG-FGA	FT-FTA	Off	Def	Tot	A	TO	Blk	Stl	01	McDUFFIE, Markis	f	6-17	2-7	5-5	4	3	7	1	19	0	3	0	3	31	21	ECHENIQUE, Jaime	f	2-3	1-2	2-2	2	2	4	2	7	0	1	1	0	15	00	DENNIS, Dexter	g	0-6	0-1	0-0	0	4	4	0	0	1	3	1	0	32	03	TORRES, Ricky	g	1-4	0-3	0-0	0	3	3	0	2	3	1	0	0	25	04	HAYNES-JONES, Samaj	g	0-9	0-3	2-2	1	0	1	1	2	0	2	0	1	22	02	BURTON, Jamarious	g	1-5	0-2	2-2	1	1	2	1	4	0	1	0	0	17	05	BROWN, Rod	g	0-0	0-0	1-2	0	2	2	2	1	0	0	0	0	9	10	STEVENSON, Erik	g	3-11	2-9	0-0	3	2	5	5	8	1	1	0	2	21	11	FARRAKHAN, Eli	g	1-2	0-0	0-0	0	0	0	0	2	0	0	0	0	4	12	UDEZE, Morris	g	1-3	0-0	1-2	0	3	3	3	3	0	1	0	0	11	33	MIDTGAARD, Asbjorn	g	0-0	0-0	0-0	0	0	0	1	0	0	1	0	0	2	44	PB-CHANDLER, Isaiah	g	0-2	0-0	0-0	0	0	0	1	0	0	1	0	0	11	Team						0	2	2								Totals			15-62	5-27	13-15	11	22	33	17	48	5	15	2	6	200	<table><tr><th rowspan="2">#</th><th rowspan="2">Player</th><th colspan="2">Total</th><th colspan="2">3-Ptr</th><th colspan="3">Rebounds</th><th rowspan="2">PF</th><th rowspan="2">TP</th><th colspan="4">A TO Blk Stl</th><th rowspan="2">Min</th></tr><tr><th>FG-FGA</th><th>FG-FGA</th><th>FT-FTA</th><th>Off</th><th>Def</th><th>Tot</th><th>A</th><th>TO</th><th>Blk</th><th>Stl</th></tr><tr><td>25</td><td>Bennie Boatwright</td><td>f</td><td>3-13</td><td>1-5</td><td>2-2</td><td>3</td><td>1</td><td>4</td><td>1</td><td>9</td><td>2</td><td>3</td><td>0</td><td>2</td><td>31</td></tr><tr><td>31</td><td>Nick Rakocovic</td><td>f</td><td>6-14</td><td>0-0</td><td>5-8</td><td>6</td><td>9</td><td>15</td><td>1</td><td>17</td><td>0</td><td>2</td><td>1</td><td>1</td><td>36</td></tr><tr><td>00</td><td>Shaquan Aaron</td><td>g</td><td>3-8</td><td>0-1</td><td>1-1</td><td>1</td><td>6</td><td>7</td><td>5</td><td>7</td><td>3</td><td>1</td><td>0</td><td>1</td><td>30</td></tr><tr><td>02</td><td>Jonah Mathews</td><td>g</td><td>3-10</td><td>2-6</td><td>3-4</td><td>0</td><td>1</td><td>1</td><td>5</td><td>11</td><td>0</td><td>2</td><td>1</td><td>0</td><td>25</td></tr><tr><td>05</td><td>Derryck Thornton</td><td>g</td><td>2-6</td><td>0-2</td><td>3-6</td><td>0</td><td>3</td><td>3</td><td>4</td><td>7</td><td>4</td><td>5</td><td>0</td><td>1</td><td>32</td></tr><tr><td>01</td><td>Jordan Usher</td><td>g</td><td>3-7</td><td>2-3</td><td>2-2</td><td>1</td><td>3</td><td>4</td><td>5</td><td>10</td><td>0</td><td>0</td><td>0</td><td>0</td><td>19</td></tr><tr><td>03</td><td>Elijah Weaver</td><td>g</td><td>3-7</td><td>1-3</td><td>2-2</td><td>2</td><td>1</td><td>3</td><td>2</td><td>9</td><td>2</td><td>5</td><td>0</td><td>0</td><td>23</td></tr><tr><td>33</td><td>J'Raun Brooks</td><td>g</td><td>0-1</td><td>0-0</td><td>0-0</td><td>0</td><td>0</td><td>0</td><td>1</td><td>0</td><td>0</td><td>0</td><td>0</td><td>0</td><td>4</td></tr><tr><td colspan="2">Team</td><td></td><td></td><td></td><td></td><td>0</td><td>2</td><td>2</td><td></td><td></td><td></td><td></td><td></td><td></td><td></td></tr><tr><td colspan="2">Totals</td><td></td><td>23-66</td><td>6-20</td><td>18-25</td><td>13</td><td>26</td><td>39</td><td>24</td><td>70</td><td>11</td><td>18</td><td>2</td><td>5</td><td>200</td></tr></table> <div>FG % 1st Half: 11-36 30.6%2nd half: 12-30 40.0%Game: 23-66 34.8%3FG % 1st Half: 3-8 37.5%2nd half: 3-10 30.0%Game: 6-20 30.0%FT % 1st Half: 3-6 50.0%2nd half: 15-19 78.9%Game: 18-25 72.0%</div> <div>Deadball Rebounds2</div>																	#	Player	Total		3-Ptr		Rebounds			PF	TP	A TO Blk Stl				Min	FG-FGA	FG-FGA	FT-FTA	Off	Def	Tot	A	TO	Blk	Stl	25	Bennie Boatwright	f	3-13	1-5	2-2	3	1	4	1	9	2	3	0	2	31	31	Nick Rakocovic	f	6-14	0-0	5-8	6	9	15	1	17	0	2	1	1	36	00	Shaquan Aaron	g	3-8	0-1	1-1	1	6	7	5	7	3	1	0	1	30	02	Jonah Mathews	g	3-10	2-6	3-4	0	1	1	5	11	0	2	1	0	25	05	Derryck Thornton	g	2-6	0-2	3-6	0	3	3	4	7	4	5	0	1	32	01	Jordan Usher	g	3-7	2-3	2-2	1	3	4	5	10	0	0	0	0	19	03	Elijah Weaver	g	3-7	1-3	2-2	2	1	3	2	9	2	5	0	0	23	33	J'Raun Brooks	g	0-1	0-0	0-0	0	0	0	1	0	0	0	0	0	4	Team						0	2	2								Totals			23-66	6-20	18-25	13	26	39	24	70	11	18	2	5	200																
#	Player	Total		3-Ptr		Rebounds			PF	TP	A TO Blk Stl				Min																																																																																																																																																																																																																																																																																																																																																																																																																																																																																						
		FG-FGA	FG-FGA	FT-FTA	Off	Def	Tot	A			TO	Blk	Stl																																																																																																																																																																																																																																																																																																																																																																																																																																																																																								
01	McDUFFIE, Markis	f	6-17	2-7	5-5	4	3	7	1	19	0	3	0	3	31																																																																																																																																																																																																																																																																																																																																																																																																																																																																																						
21	ECHENIQUE, Jaime	f	2-3	1-2	2-2	2	2	4	2	7	0	1	1	0	15																																																																																																																																																																																																																																																																																																																																																																																																																																																																																						
00	DENNIS, Dexter	g	0-6	0-1	0-0	0	4	4	0	0	1	3	1	0	32																																																																																																																																																																																																																																																																																																																																																																																																																																																																																						
03	TORRES, Ricky	g	1-4	0-3	0-0	0	3	3	0	2	3	1	0	0	25																																																																																																																																																																																																																																																																																																																																																																																																																																																																																						
04	HAYNES-JONES, Samaj	g	0-9	0-3	2-2	1	0	1	1	2	0	2	0	1	22																																																																																																																																																																																																																																																																																																																																																																																																																																																																																						
02	BURTON, Jamarious	g	1-5	0-2	2-2	1	1	2	1	4	0	1	0	0	17																																																																																																																																																																																																																																																																																																																																																																																																																																																																																						
05	BROWN, Rod	g	0-0	0-0	1-2	0	2	2	2	1	0	0	0	0	9																																																																																																																																																																																																																																																																																																																																																																																																																																																																																						
10	STEVENSON, Erik	g	3-11	2-9	0-0	3	2	5	5	8	1	1	0	2	21																																																																																																																																																																																																																																																																																																																																																																																																																																																																																						
11	FARRAKHAN, Eli	g	1-2	0-0	0-0	0	0	0	0	2	0	0	0	0	4																																																																																																																																																																																																																																																																																																																																																																																																																																																																																						
12	UDEZE, Morris	g	1-3	0-0	1-2	0	3	3	3	3	0	1	0	0	11																																																																																																																																																																																																																																																																																																																																																																																																																																																																																						
33	MIDTGAARD, Asbjorn	g	0-0	0-0	0-0	0	0	0	1	0	0	1	0	0	2																																																																																																																																																																																																																																																																																																																																																																																																																																																																																						
44	PB-CHANDLER, Isaiah	g	0-2	0-0	0-0	0	0	0	1	0	0	1	0	0	11																																																																																																																																																																																																																																																																																																																																																																																																																																																																																						
Team						0	2	2																																																																																																																																																																																																																																																																																																																																																																																																																																																																																													
Totals			15-62	5-27	13-15	11	22	33	17	48	5	15	2	6	200																																																																																																																																																																																																																																																																																																																																																																																																																																																																																						
#	Player	Total		3-Ptr		Rebounds			PF	TP	A TO Blk Stl				Min																																																																																																																																																																																																																																																																																																																																																																																																																																																																																						
		FG-FGA	FG-FGA	FT-FTA	Off	Def	Tot	A			TO	Blk	Stl																																																																																																																																																																																																																																																																																																																																																																																																																																																																																								
25	Bennie Boatwright	f	3-13	1-5	2-2	3	1	4	1	9	2	3	0	2	31																																																																																																																																																																																																																																																																																																																																																																																																																																																																																						
31	Nick Rakocovic	f	6-14	0-0	5-8	6	9	15	1	17	0	2	1	1	36																																																																																																																																																																																																																																																																																																																																																																																																																																																																																						
00	Shaquan Aaron	g	3-8	0-1	1-1	1	6	7	5	7	3	1	0	1	30																																																																																																																																																																																																																																																																																																																																																																																																																																																																																						
02	Jonah Mathews	g	3-10	2-6	3-4	0	1	1	5	11	0	2	1	0	25																																																																																																																																																																																																																																																																																																																																																																																																																																																																																						
05	Derryck Thornton	g	2-6	0-2	3-6	0	3	3	4	7	4	5	0	1	32																																																																																																																																																																																																																																																																																																																																																																																																																																																																																						
01	Jordan Usher	g	3-7	2-3	2-2	1	3	4	5	10	0	0	0	0	19																																																																																																																																																																																																																																																																																																																																																																																																																																																																																						
03	Elijah Weaver	g	3-7	1-3	2-2	2	1	3	2	9	2	5	0	0	23																																																																																																																																																																																																																																																																																																																																																																																																																																																																																						
33	J'Raun Brooks	g	0-1	0-0	0-0	0	0	0	1	0	0	0	0	0	4																																																																																																																																																																																																																																																																																																																																																																																																																																																																																						
Team						0	2	2																																																																																																																																																																																																																																																																																																																																																																																																																																																																																													
Totals			23-66	6-20	18-25	13	26	39	24	70	11	18	2	5	200																																																																																																																																																																																																																																																																																																																																																																																																																																																																																						
Oklahoma 81 • 9-1																	Oklahoma 81 • 9-1																																																																																																																																																																																																																																																																																																																																																																																																																																																																																				
<table><tr><th rowspan="2">#</th><th rowspan="2">Player</th><th colspan="2">Total</th><th colspan="2">3-Ptr</th><th colspan="3">Rebounds</th><th rowspan="2">PF</th><th rowspan="2">TP</th><th colspan="4">A TO Blk Stl</th><th rowspan="2">Min</th></tr><tr><th>FG-FGA</th><th>FG-FGA</th><th>FT-FTA</th><th>Off</th><th>Def</th><th>Tot</th><th>A</th><th>TO</th><th>Blk</th><th>Stl</th></tr><tr><td>21</td><td>Doolittle,Kristian</td><td>f</td><td>3-5</td><td>0-0</td><td>0-0</td><td>4</td><td>4</td><td>8</td><td>4</td><td>6</td><td>0</td><td>1</td><td>0</td><td>1</td><td>21</td></tr><tr><td>35</td><td>Manek,Brady</td><td>f</td><td>2-11</td><td>0-5</td><td>4-7</td><td>1</td><td>2</td><td>3</td><td>2</td><td>8</td><td>0</td><td>1</td><td>0</td><td>1</td><td>26</td></tr><tr><td>00</td><td>James,Christian</td><td>g</td><td>5-11</td><td>3-6</td><td>1-2</td><td>2</td><td>11</td><td>13</td><td>0</td><td>14</td><td>2</td><td>5</td><td>1</td><td>1</td><td>33</td></tr><tr><td>02</td><td>Calixte,Aaron</td><td>g</td><td>3-6</td><td>2-3</td><td>2-2</td><td>1</td><td>2</td><td>3</td><td>1</td><td>10</td><td>3</td><td>3</td><td>0</td><td>0</td><td>19</td></tr><tr><td>03</td><td>Reynolds,Miles</td><td>g</td><td>3-6</td><td>1-3</td><td>7-7</td><td>1</td><td>3</td><td>4</td><td>2</td><td>14</td><td>2</td><td>2</td><td>0</td><td>1</td><td>29</td></tr><tr><td>01</td><td>Odomes,Rashard</td><td>g</td><td>2-5</td><td>0-1</td><td>0-0</td><td>1</td><td>5</td><td>6</td><td>1</td><td>4</td><td>0</td><td>1</td><td>0</td><td>1</td><td>18</td></tr><tr><td>25</td><td>Freeman,Matt</td><td>g</td><td>3-5</td><td>3-5</td><td>2-2</td><td>0</td><td>3</td><td>3</td><td>1</td><td>11</td><td>0</td><td>3</td><td>0</td><td>1</td><td>22</td></tr><tr><td>02</td><td>Geha,Patrick</td><td>g</td><td>1-1</td><td>0-0</td><td>0-0</td><td>0</td><td>0</td><td>0</td><td>0</td><td>2</td><td>0</td><td>0</td><td>0</td><td>0</td><td>1</td></tr><tr><td>24</td><td>Bieniemy,Jamal</td><td>g</td><td>2-7</td><td>1-2</td><td>0-0</td><td>0</td><td>4</td><td>4</td><td>2</td><td>5</td><td>3</td><td>2</td><td>0</td><td>1</td><td>22</td></tr><tr><td>32</td><td>Streller,Read</td><td>g</td><td>0-0</td><td>0-0</td><td>0-0</td><td>0</td><td>0</td><td>0</td><td>0</td><td>0</td><td>0</td><td>0</td><td>0</td><td>0</td><td>1</td></tr><tr><td>44</td><td>Polla,Hannes</td><td>g</td><td>2-2</td><td>0-0</td><td>2-2</td><td>3</td><td>0</td><td>3</td><td>2</td><td>6</td><td>0</td><td>0</td><td>1</td><td>0</td><td>8</td></tr><tr><td colspan="2">Team</td><td></td><td></td><td></td><td></td><td>1</td><td>4</td><td>5</td><td></td><td></td><td></td><td></td><td></td><td></td><td></td></tr><tr><td colspan="2">Totals</td><td></td><td>26-59</td><td>10-25</td><td>18-22</td><td>14</td><td>38</td><td>52</td><td>15</td><td>80</td><td>10</td><td>18</td><td>2</td><td>7</td><td>200</td></tr></table> <div>FG % 1st Half: 12-28 42.9%2nd half: 14-31 45.2%Game: 26-59 44.1%3FG % 1st Half: 6-13 46.2%2nd half: 4-12 33.3%Game: 10-25 40.0%FT % 1st Half: 5-6 83.3%2nd half: 13-16 81.3%Game: 18-22 81.8%</div> <div>Deadball Rebounds1</div>																	#	Player	Total		3-Ptr		Rebounds			PF	TP	A TO Blk Stl				Min	FG-FGA	FG-FGA	FT-FTA	Off	Def	Tot	A	TO	Blk	Stl	21	Doolittle,Kristian	f	3-5	0-0	0-0	4	4	8	4	6	0	1	0	1	21	35	Manek,Brady	f	2-11	0-5	4-7	1	2	3	2	8	0	1	0	1	26	00	James,Christian	g	5-11	3-6	1-2	2	11	13	0	14	2	5	1	1	33	02	Calixte,Aaron	g	3-6	2-3	2-2	1	2	3	1	10	3	3	0	0	19	03	Reynolds,Miles	g	3-6	1-3	7-7	1	3	4	2	14	2	2	0	1	29	01	Odomes,Rashard	g	2-5	0-1	0-0	1	5	6	1	4	0	1	0	1	18	25	Freeman,Matt	g	3-5	3-5	2-2	0	3	3	1	11	0	3	0	1	22	02	Geha,Patrick	g	1-1	0-0	0-0	0	0	0	0	2	0	0	0	0	1	24	Bieniemy,Jamal	g	2-7	1-2	0-0	0	4	4	2	5	3	2	0	1	22	32	Streller,Read	g	0-0	0-0	0-0	0	0	0	0	0	0	0	0	0	1	44	Polla,Hannes	g	2-2	0-0	2-2	3	0	3	2	6	0	0	1	0	8	Team						1	4	5								Totals			26-59	10-25	18-22	14	38	52	15	80	10	18	2	7	200	<table><tr><th rowspan="2">#</th><th rowspan="2">Player</th><th colspan="2">Total</th><th colspan="2">3-Ptr</th><th colspan="3">Rebounds</th><th rowspan="2">PF</th><th rowspan="2">TP</th><th colspan="4">A TO Blk Stl</th><th rowspan="2">Min</th></tr><tr><th>FG-FGA</th><th>FG-FGA</th><th>FT-FTA</th><th>Off</th><th>Def</th><th>Tot</th><th>A</th><th>TO</th><th>Blk</th><th>Stl</th></tr><tr><td>21</td><td>Doolittle,Kristian</td><td>f</td><td>2-3</td><td>0-0</td><td>1-1</td><td>0</td><td>5</td><td>5</td><td>5</td><td>5</td><td>0</td><td>1</td><td>1</td><td>1</td><td>16</td></tr><tr><td>35</td><td>Manek,Brady</td><td>f</td><td>5-11</td><td>2-4</td><td>3-5</td><td>3</td><td>2</td><td>5</td><td>3</td><td>15</td><td>1</td><td>3</td><td>1</td><td>0</td><td>26</td></tr><tr><td>00</td><td>James,Christian</td><td>g</td><td>6-16</td><td>0-6</td><td>4-7</td><td>2</td><td>13</td><td>15</td><td>2</td><td>16</td><td>2</td><td>2</td><td>0</td><td>1</td><td>36</td></tr><tr><td>02</td><td>Calixte,Aaron</td><td>g</td><td>4-8</td><td>0-2</td><td>0-0</td><td>2</td><td>2</td><td>2</td><td>1</td><td>8</td><td>4</td><td>4</td><td>0</td><td>1</td><td>22</td></tr><tr><td>03</td><td>Reynolds,Miles</td><td>g</td><td>7-10</td><td>1-2</td><td>5-10</td><td>1</td><td>3</td><td>4</td><td>1</td><td>20</td><td>0</td><td>1</td><td>0</td><td>1</td><td>30</td></tr><tr><td>01</td><td>Odomes,Rashard</td><td>g</td><td>3-3</td><td>1-1</td><td>0-0</td><td>0</td><td>0</td><td>0</td><td>1</td><td>7</td><td>0</td><td>2</td><td>0</td><td>0</td><td>14</td></tr><tr><td>04</td><td>McNeace,Jamuni</td><td>g</td><td>1-4</td><td>0-0</td><td>0-0</td><td>0</td><td>3</td><td>3</td><td>4</td><td>2</td><td>1</td><td>2</td><td>0</td><td>1</td><td>14</td></tr><tr><td>05</td><td>Freeman,Matt</td><td>g</td><td>2-5</td><td>2-3</td><td>0-0</td><td>1</td><td>1</td><td>2</td><td>2</td><td>6</td><td>0</td><td>0</td><td>0</td><td>0</td><td>21</td></tr><tr><td>24</td><td>Bieniemy,Jamal</td><td>g</td><td>0-1</td><td>0-0</td><td>2-2</td><td>0</td><td>5</td><td>5</td><td>0</td><td>2</td><td>6</td><td>1</td><td>0</td><td>2</td><td>19</td></tr><tr><td>44</td><td>Polla,Hannes</td><td>g</td><td>0-0</td><td>0-0</td><td>0-0</td><td>0</td><td>0</td><td>0</td><td>0</td><td>1</td><td>0</td><td>0</td><td>0</td><td>0</td><td>2</td></tr><tr><td colspan="2">Team</td><td></td><td></td><td></td><td></td><td>2</td><td>1</td><td>3</td><td></td><td></td><td></td><td></td><td></td><td></td><td></td></tr><tr><td colspan="2">Totals</td><td></td><td>30-61</td><td>6-18</td><td>15-25</td><td>9</td><td>35</td><td>44</td><td>20</td><td>81</td><td>14</td><td>17</td><td>2</td><td>7</td><td>200</td></tr></table> <div>FG % 1st Half: 15-26 57.7%2nd half: 15-35 42.9%Game: 30-61 49.2%3FG % 1st Half: 3-8 37.5%2nd half: 3-10 30.0%Game: 6-18 33.3%FT % 1st Half: 7-11 63.6%2nd half: 8-14 57.1%Game: 15-25 60.0%</div> <div>Deadball Rebounds6</div>																	#	Player	Total		3-Ptr		Rebounds			PF	TP	A TO Blk Stl				Min	FG-FGA	FG-FGA	FT-FTA	Off	Def	Tot	A	TO	Blk	Stl	21	Doolittle,Kristian	f	2-3	0-0	1-1	0	5	5	5	5	0	1	1	1	16	35	Manek,Brady	f	5-11	2-4	3-5	3	2	5	3	15	1	3	1	0	26	00	James,Christian	g	6-16	0-6	4-7	2	13	15	2	16	2	2	0	1	36	02	Calixte,Aaron	g	4-8	0-2	0-0	2	2	2	1	8	4	4	0	1	22	03	Reynolds,Miles	g	7-10	1-2	5-10	1	3	4	1	20	0	1	0	1	30	01	Odomes,Rashard	g	3-3	1-1	0-0	0	0	0	1	7	0	2	0	0	14	04	McNeace,Jamuni	g	1-4	0-0	0-0	0	3	3	4	2	1	2	0	1	14	05	Freeman,Matt	g	2-5	2-3	0-0	1	1	2	2	6	0	0	0	0	21	24	Bieniemy,Jamal	g	0-1	0-0	2-2	0	5	5	0	2	6	1	0	2	19	44	Polla,Hannes	g	0-0	0-0	0-0	0	0	0	0	1	0	0	0	0	2	Team						2	1	3								Totals			30-61	6-18	15-25	9	35	44	20	81	14	17	2	7	200
#	Player	Total		3-Ptr		Rebounds			PF	TP	A TO Blk Stl				Min																																																																																																																																																																																																																																																																																																																																																																																																																																																																																						
		FG-FGA	FG-FGA	FT-FTA	Off	Def	Tot	A			TO	Blk	Stl																																																																																																																																																																																																																																																																																																																																																																																																																																																																																								
21	Doolittle,Kristian	f	3-5	0-0	0-0	4	4	8	4	6	0	1	0	1	21																																																																																																																																																																																																																																																																																																																																																																																																																																																																																						
35	Manek,Brady	f	2-11	0-5	4-7	1	2	3	2	8	0	1	0	1	26																																																																																																																																																																																																																																																																																																																																																																																																																																																																																						
00	James,Christian	g	5-11	3-6	1-2	2	11	13	0	14	2	5	1	1	33																																																																																																																																																																																																																																																																																																																																																																																																																																																																																						
02	Calixte,Aaron	g	3-6	2-3	2-2	1	2	3	1	10	3	3	0	0	19																																																																																																																																																																																																																																																																																																																																																																																																																																																																																						
03	Reynolds,Miles	g	3-6	1-3	7-7	1	3	4	2	14	2	2	0	1	29																																																																																																																																																																																																																																																																																																																																																																																																																																																																																						
01	Odomes,Rashard	g	2-5	0-1	0-0	1	5	6	1	4	0	1	0	1	18																																																																																																																																																																																																																																																																																																																																																																																																																																																																																						
25	Freeman,Matt	g	3-5	3-5	2-2	0	3	3	1	11	0	3	0	1	22																																																																																																																																																																																																																																																																																																																																																																																																																																																																																						
02	Geha,Patrick	g	1-1	0-0	0-0	0	0	0	0	2	0	0	0	0	1																																																																																																																																																																																																																																																																																																																																																																																																																																																																																						
24	Bieniemy,Jamal	g	2-7	1-2	0-0	0	4	4	2	5	3	2	0	1	22																																																																																																																																																																																																																																																																																																																																																																																																																																																																																						
32	Streller,Read	g	0-0	0-0	0-0	0	0	0	0	0	0	0	0	0	1																																																																																																																																																																																																																																																																																																																																																																																																																																																																																						
44	Polla,Hannes	g	2-2	0-0	2-2	3	0	3	2	6	0	0	1	0	8																																																																																																																																																																																																																																																																																																																																																																																																																																																																																						
Team						1	4	5																																																																																																																																																																																																																																																																																																																																																																																																																																																																																													
Totals			26-59	10-25	18-22	14	38	52	15	80	10	18	2	7	200																																																																																																																																																																																																																																																																																																																																																																																																																																																																																						
#	Player	Total		3-Ptr		Rebounds			PF	TP	A TO Blk Stl				Min																																																																																																																																																																																																																																																																																																																																																																																																																																																																																						
		FG-FGA	FG-FGA	FT-FTA	Off	Def	Tot	A			TO	Blk	Stl																																																																																																																																																																																																																																																																																																																																																																																																																																																																																								
21	Doolittle,Kristian	f	2-3	0-0	1-1	0	5	5	5	5	0	1	1	1	16																																																																																																																																																																																																																																																																																																																																																																																																																																																																																						
35	Manek,Brady	f	5-11	2-4	3-5	3	2	5	3	15	1	3	1	0	26																																																																																																																																																																																																																																																																																																																																																																																																																																																																																						
00	James,Christian	g	6-16	0-6	4-7	2	13	15	2	16	2	2	0	1	36																																																																																																																																																																																																																																																																																																																																																																																																																																																																																						
02	Calixte,Aaron	g	4-8	0-2	0-0	2	2	2	1	8	4	4	0	1	22																																																																																																																																																																																																																																																																																																																																																																																																																																																																																						
03	Reynolds,Miles	g	7-10	1-2	5-10	1	3	4	1	20	0	1	0	1	30																																																																																																																																																																																																																																																																																																																																																																																																																																																																																						
01	Odomes,Rashard	g	3-3	1-1	0-0	0	0	0	1	7	0	2	0	0	14																																																																																																																																																																																																																																																																																																																																																																																																																																																																																						
04	McNeace,Jamuni	g	1-4	0-0	0-0	0	3	3	4	2	1	2	0	1	14																																																																																																																																																																																																																																																																																																																																																																																																																																																																																						
05	Freeman,Matt	g	2-5	2-3	0-0	1	1	2	2	6	0	0	0	0	21																																																																																																																																																																																																																																																																																																																																																																																																																																																																																						
24	Bieniemy,Jamal	g	0-1	0-0	2-2	0	5	5	0	2	6	1	0	2	19																																																																																																																																																																																																																																																																																																																																																																																																																																																																																						
44	Polla,Hannes	g	0-0	0-0	0-0	0	0	0	0	1	0	0	0	0	2																																																																																																																																																																																																																																																																																																																																																																																																																																																																																						
Team						2	1	3																																																																																																																																																																																																																																																																																																																																																																																																																																																																																													
Totals			30-61	6-18	15-25	9	35	44	20	81	14	17	2	7	200																																																																																																																																																																																																																																																																																																																																																																																																																																																																																						
Officials: Doug Simmons, Byron Jarrett, Owen Shortt																	Officials: Gerry Pollard, Keith Kimble, Marques Pettigrew																																																																																																																																																																																																																																																																																																																																																																																																																																																																																				
Technical fouls: Wichita State-TEAM. Oklahoma-None.																	Technical fouls: Southern California-None. Oklahoma-None.																																																																																																																																																																																																																																																																																																																																																																																																																																																																																				
Attendance: 7015																	Attendance: 7170																																																																																																																																																																																																																																																																																																																																																																																																																																																																																				
Est: 4137																	Estimated Attendance: 5,497																																																																																																																																																																																																																																																																																																																																																																																																																																																																																				
<table><tr><th colspan="2">Score by periods</th><th>1st</th><th>2nd</th><th>Total</th></tr><tr><td colspan="2">Wichita State</td><td>27</td><td>21</td><td>48</td></tr><tr><td colspan="2">Oklahoma</td><td>35</td><td>45</td><td>80</td></tr></table> <div>PointsWICHOUIn Paint1630Off T/O12192nd Chance1110Fast Break26Bench1828</div> <div>Score tied - 3 times.</div> <div>Lead changed - 1 time.</div>																	Score by periods		1st	2nd	Total	Wichita State		27	21	48	Oklahoma		35	45	80	<table><tr><th colspan="2">Score by periods</th><th>1st</th><th>2nd</th><th>Total</th></tr><tr><td colspan="2">Southern California</td><td>28</td><td>42</td><td>70</td></tr><tr><td colspan="2">Oklahoma</td><td>40</td><td>41</td><td>81</td></tr></table> <div>PointsUSCOUNIn Paint2844Off T/O19152nd Chance104Fast Break1010Bench1917</div> <div>Score tied - 1 time.</div> <div>Lead changed - 2 times.</div>																	Score by periods		1st	2nd	Total	Southern California		28	42	70	Oklahoma		40	41	81																																																																																																																																																																																																																																																																																																																																																																																																																																						
Score by periods		1st	2nd	Total																																																																																																																																																																																																																																																																																																																																																																																																																																																																																																	
Wichita State		27	21	48																																																																																																																																																																																																																																																																																																																																																																																																																																																																																																	
Oklahoma		35	45	80																																																																																																																																																																																																																																																																																																																																																																																																																																																																																																	
Score by periods		1st	2nd	Total																																																																																																																																																																																																																																																																																																																																																																																																																																																																																																	
Southern California		28	42	70																																																																																																																																																																																																																																																																																																																																																																																																																																																																																																	
Oklahoma		40	41	81																																																																																																																																																																																																																																																																																																																																																																																																																																																																																																	
Official Basketball Box Score -- Game Totals -- Final Statistics																	Official Basketball Box Score -- Game Totals -- Final Statistics																																																																																																																																																																																																																																																																																																																																																																																																																																																																																				
Creighton vs Oklahoma																	Oklahoma vs Northwestern																																																																																																																																																																																																																																																																																																																																																																																																																																																																																				
12/18/18 8 p.m. at Lloyd Noble Center																	12/21/18 8:00 pm at																																																																																																																																																																																																																																																																																																																																																																																																																																																																																				
Creighton 70 • 7-4																	Oklahoma 76 • 11-1																																																																																																																																																																																																																																																																																																																																																																																																																																																																																				
<table><tr><th rowspan="2">#</th><th rowspan="2">Player</th><th colspan="2">Total</th><th colspan="2">3-Ptr</th><th colspan="3">Rebounds</th><th rowspan="2">PF</th><th rowspan="2">TP</th><th colspan="4">A TO Blk Stl</th><th rowspan="2">Min</th></tr><tr><th>FG-FGA</th><th>FG-FGA</th><th>FT-FTA</th><th>Off</th><th>Def</th><th>Tot</th><th>A</th><th>TO</th><th>Blk</th><th>Stl</th></tr><tr><td>15</td><td>KRAMPELJ, Martin</td><td>f</td><td>9-12</td><td>0-3</td><td>1-6</td><td>2</td><td>8</td><td>10</td><td>2</td><td>19</td><td>2</td><td>1</td><td>1</td><td>0</td><td>32</td></tr><tr><td>23</td><td>JEFFERSON, Damien</td><td>f</td><td>6-11</td><td>1-4</td><td>3-6</td><td>1</td><td>4</td><td>5</td><td>4</td><td>16</td><td>1</td><td>3</td><td>0</td><td>1</td><td>34</td></tr><tr><td>01</td><td>MINTZ, Davion</td><td>g</td><td>4-8</td><td>1-3</td><td>0-0</td><td>1</td><td>6</td><td>7</td><td>1</td><td>9</td><td>2</td><td>4</td><td>0</td><td>3</td><td>27</td></tr><tr><td>05</td><td>ALEXANDER, Ty-Shon</td><td>g</td><td>3-10</td><td>3-6</td><td>0-0</td><td>0</td><td>3</td><td>3</td><td>4</td><td>9</td><td>1</td><td>3</td><td>0</td><td>0</td><td>30</td></tr><tr><td>24</td><td>BALLOCK, Mitch</td><td>g</td><td>0-11</td><td>0-9</td><td>0-0</td><td>0</td><td>4</td><td>4</td><td>3</td><td>0</td><td>2</td><td>1</td><td>0</td><td>0</td><td>35</td></tr><tr><td>02</td><td>CASHAW, Connor</td><td>g</td><td>0-0</td><td>0-0</td><td>0-0</td><td>0</td><td>0</td><td>0</td><td>1</td><td>0</td><td>0</td><td>0</td><td>0</td><td>0</td><td>4</td></tr><tr><td>11</td><td>ZEGAROWSKI, Marcus</td><td>g</td><td>5-6</td><td>2-3</td><td>0-0</td><td>1</td><td>0</td><td>1</td><td>2</td><td>12</td><td>2</td><td>3</td><td>0</td><td>0</td><td>18</td></tr><tr><td>13</td><td>BISHOP, Christian</td><td>g</td><td>1-1</td><td>0-0</td><td>0-0</td><td>0</td><td>0</td><td>0</td><td>2</td><td>2</td><td>0</td><td>1</td><td>0</td><td>0</td><td>1</td></tr><tr><td>14</td><td>JOSEPH, Kaleb</td><td>g</td><td>0-1</td><td>0-1</td><td>0-0</td><td>0</td><td>1</td><td>1</td><td>1</td><td>0</td><td>0</td><td>0</td><td>0</td><td>0</td><td>14</td></tr><tr><td>31</td><td>FROLING, Samson</td><td>g</td><td>1-3</td><td>0-1</td><td>1-2</td><td>0</td><td>0</td><td>0</td><td>1</td><td>3</td><td>0</td><td>1</td><td>0</td><td>0</td><td>5</td></tr><tr><td colspan="2">Team</td><td></td><td></td><td></td><td></td><td>4</td><td>0</td><td>4</td><td></td><td></td><td></td><td></td><td></td><td></td><td></td></tr><tr><td colspan="2">Totals</td><td></td><td>29-63</td><td>7-30</td><td>5-14</td><td>9</td><td>26</td><td>35</td><td>21</td><td>70</td><td>10</td><td>18</td><td>1</td><td>4</td><td>200</td></tr></table> <div>FG % 1st Half: 15-32 46.9%2nd half: 14-31 45.2%Game: 29-63 46.0%3FG % 1st Half: 1-13 7.7%2nd half: 6-17 35.3%Game: 7-30 23.3%FT % 1st Half: 2-4 50.0%2nd half: 3-10 30.0%Game: 5-14 35.7%</div> <div>Deadball Rebounds3</div>																	#	Player	Total		3-Ptr		Rebounds			PF	TP	A TO Blk Stl				Min	FG-FGA	FG-FGA	FT-FTA	Off	Def	Tot	A	TO	Blk	Stl	15	KRAMPELJ, Martin	f	9-12	0-3	1-6	2	8	10	2	19	2	1	1	0	32	23	JEFFERSON, Damien	f	6-11	1-4	3-6	1	4	5	4	16	1	3	0	1	34	01	MINTZ, Davion	g	4-8	1-3	0-0	1	6	7	1	9	2	4	0	3	27	05	ALEXANDER, Ty-Shon	g	3-10	3-6	0-0	0	3	3	4	9	1	3	0	0	30	24	BALLOCK, Mitch	g	0-11	0-9	0-0	0	4	4	3	0	2	1	0	0	35	02	CASHAW, Connor	g	0-0	0-0	0-0	0	0	0	1	0	0	0	0	0	4	11	ZEGAROWSKI, Marcus	g	5-6	2-3	0-0	1	0	1	2	12	2	3	0	0	18	13	BISHOP, Christian	g	1-1	0-0	0-0	0	0	0	2	2	0	1	0	0	1	14	JOSEPH, Kaleb	g	0-1	0-1	0-0	0	1	1	1	0	0	0	0	0	14	31	FROLING, Samson	g	1-3	0-1	1-2	0	0	0	1	3	0	1	0	0	5	Team						4	0	4								Totals			29-63	7-30	5-14	9	26	35	21	70	10	18	1	4	200	<table><tr><th rowspan="2">#</th><th rowspan="2">Player</th><th colspan="2">Total</th><th colspan="2">3-Ptr</th><th colspan="3">Rebounds</th><th rowspan="2">PF</th><th rowspan="2">TP</th><th colspan="4">A TO Blk Stl</th><th rowspan="2">Min</th></tr><tr><th>FG-FGA</th><th>FG-FGA</th><th>FT-FTA</th><th>Off</th><th>Def</th><th>Tot</th><th>A</th><th>TO</th><th>Blk</th><th>Stl</th></tr><tr><td>35</td><td>Manek,Brady</td><td>f</td><td>3-7</td><td>1-3</td><td>2-2</td><td>2</td><td>3</td><td>5</td><td>4</td><td>9</td><td>0</td><td>4</td><td>1</td><td>1</td><td>28</td></tr><tr><td>04</td><td>McNeace,Jamuni</td><td>c</td><td>1-1</td><td>0-0</td><td>0-0</td><td>1</td><td>1</td><td>2</td><td>1</td><td>2</td><td>1</td><td>2</td><td>0</td><td>0</td><td>7</td></tr><tr><td>00</td><td>James,Christian</td><td>g</td><td>5-21</td><td>2-10</td><td>0-0</td><td>1</td><td>8</td><td>9</td><td>2</td><td>12</td><td>2</td><td>1</td><td>2</td><td>2</td><td>43</td></tr><tr><td>02</td><td>Calixte,Aaron</td><td>g</td><td>4-10</td><td>1-3</td><td>0-0</td><td>1</td><td>3</td><td>4</td><td>3</td><td>9</td><td>6</td><td>2</td><td>0</td><td>1</td><td>25</td></tr><tr><td>03</td><td>Reynolds,Miles</td><td>g</td><td>3-6</td><td>1-2</td><td>4-6</td><td>0</td><td>5</td><td>5</td><td>1</td><td>11</td><td>2</td><td>2</td><td>0</td><td>0</td><td>30</td></tr><tr><td>01</td><td>Odomes,Rashard</td><td>g</td><td>6-11</td><td>0-0</td><td>1-1</td><td>2</td><td>1</td><td>3</td><td>0</td><td>13</td><td>1</td><td>1</td><td>0</td><td>0</td><td>18</td></tr><tr><td>25</td><td>Freeman,Matt</td><td>g</td><td>1-4</td><td>0-2</td><td>0-0</td><td>2</td><td>1</td><td>3</td><td>2</td><td>2</td><td>0</td><td>0</td><td>0</td><td>0</td><td>20</td></tr><tr><td>21</td><td>Doolittle,Kristian</td><td>g</td><td>7-12</td><td>0-0</td><td>0-1</td><td>3</td><td>6</td><td>9</td><td>2</td><td>14</td><td>2</td><td>0</td><td>0</td><td>0</td><td>34</td></tr><tr><td>24</td><td>Bieniemy,Jamal</td><td>g</td><td>2-3</td><td>0-1</td><td>0-0</td><td>1</td><td>2</td><td>3</td><td>1</td><td>4</td><td>5</td><td>0</td><td>0</td><td>2</td><td>20</td></tr><tr><td colspan="2">Team</td><td></td><td></td><td></td><td></td><td>5</td><td>4</td><td>9</td><td></td><td></td><td></td><td></td><td></td><td></td><td></td></tr><tr><td colspan="2">Totals</td><td></td><td>32-75</td><td>5-21</td><td>7-10</td><td>18</td><td>34</td><td>52</td><td>16</td><td>76</td><td>19</td><td>12</td><td>3</td><td>6</td><td>225</td></tr></table> <div>FG % 1st Half: 13-36 36.1%2nd half: 15-30 50.0%OT: 4-9 44.4%Game: 32-75 42.7%3FG % 1st Half: 2-9 22.2%2nd half: 3-10 30.0%OT: 0-2 0.0%Game: 5-21 23.8%FT % 1st Half: 4-6 66.7%2nd half: 1-2 50.0%OT: 2-2 100.0%Game: 7-10 70.0%</div> <div>Deadball Rebounds0</div>																	#	Player	Total		3-Ptr		Rebounds			PF	TP	A TO Blk Stl				Min	FG-FGA	FG-FGA	FT-FTA	Off	Def	Tot	A	TO	Blk	Stl	35	Manek,Brady	f	3-7	1-3	2-2	2	3	5	4	9	0	4	1	1	28	04	McNeace,Jamuni	c	1-1	0-0	0-0	1	1	2	1	2	1	2	0	0	7	00	James,Christian	g	5-21	2-10	0-0	1	8	9	2	12	2	1	2	2	43	02	Calixte,Aaron	g	4-10	1-3	0-0	1	3	4	3	9	6	2	0	1	25	03	Reynolds,Miles	g	3-6	1-2	4-6	0	5	5	1	11	2	2	0	0	30	01	Odomes,Rashard	g	6-11	0-0	1-1	2	1	3	0	13	1	1	0	0	18	25	Freeman,Matt	g	1-4	0-2	0-0	2	1	3	2	2	0	0	0	0	20	21	Doolittle,Kristian	g	7-12	0-0	0-1	3	6	9	2	14	2	0	0	0	34	24	Bieniemy,Jamal	g	2-3	0-1	0-0	1	2	3	1	4	5	0	0	2	20	Team						5	4	9								Totals			32-75	5-21	7-10	18	34	52	16	76	19	12	3	6	225																																
#	Player	Total		3-Ptr		Rebounds			PF	TP	A TO Blk Stl				Min																																																																																																																																																																																																																																																																																																																																																																																																																																																																																						
		FG-FGA	FG-FGA	FT-FTA	Off	Def	Tot	A			TO	Blk	Stl																																																																																																																																																																																																																																																																																																																																																																																																																																																																																								
15	KRAMPELJ, Martin	f	9-12	0-3	1-6	2	8	10	2	19	2	1	1	0	32																																																																																																																																																																																																																																																																																																																																																																																																																																																																																						
23	JEFFERSON, Damien	f	6-11	1-4	3-6	1	4	5	4	16	1	3	0	1	34																																																																																																																																																																																																																																																																																																																																																																																																																																																																																						
01	MINTZ, Davion	g	4-8	1-3	0-0	1	6	7	1	9	2	4	0	3	27																																																																																																																																																																																																																																																																																																																																																																																																																																																																																						
05	ALEXANDER, Ty-Shon	g	3-10	3-6	0-0	0	3	3	4	9	1	3	0	0	30																																																																																																																																																																																																																																																																																																																																																																																																																																																																																						
24	BALLOCK, Mitch	g	0-11	0-9	0-0	0	4	4	3	0	2	1	0	0	35																																																																																																																																																																																																																																																																																																																																																																																																																																																																																						
02	CASHAW, Connor	g	0-0	0-0	0-0	0	0	0	1	0	0	0	0	0	4																																																																																																																																																																																																																																																																																																																																																																																																																																																																																						
11	ZEGAROWSKI, Marcus	g	5-6	2-3	0-0	1	0	1	2	12	2	3	0	0	18																																																																																																																																																																																																																																																																																																																																																																																																																																																																																						
13	BISHOP, Christian	g	1-1	0-0	0-0	0	0	0	2	2	0	1	0	0	1																																																																																																																																																																																																																																																																																																																																																																																																																																																																																						
14	JOSEPH, Kaleb	g	0-1	0-1	0-0	0	1	1	1	0	0	0	0	0	14																																																																																																																																																																																																																																																																																																																																																																																																																																																																																						
31	FROLING, Samson	g	1-3	0-1	1-2	0	0	0	1	3	0	1	0	0	5																																																																																																																																																																																																																																																																																																																																																																																																																																																																																						
Team						4	0	4																																																																																																																																																																																																																																																																																																																																																																																																																																																																																													
Totals			29-63	7-30	5-14	9	26	35	21	70	10	18	1	4	200																																																																																																																																																																																																																																																																																																																																																																																																																																																																																						
#	Player	Total		3-Ptr		Rebounds			PF	TP	A TO Blk Stl				Min																																																																																																																																																																																																																																																																																																																																																																																																																																																																																						
		FG-FGA	FG-FGA	FT-FTA	Off	Def	Tot	A			TO	Blk	Stl																																																																																																																																																																																																																																																																																																																																																																																																																																																																																								
35	Manek,Brady	f	3-7	1-3	2-2	2	3	5	4	9	0	4	1	1	28																																																																																																																																																																																																																																																																																																																																																																																																																																																																																						
04	McNeace,Jamuni	c	1-1	0-0	0-0	1	1	2	1	2	1	2	0	0	7																																																																																																																																																																																																																																																																																																																																																																																																																																																																																						
00	James,Christian	g	5-21	2-10	0-0	1	8	9	2	12	2	1	2	2	43																																																																																																																																																																																																																																																																																																																																																																																																																																																																																						
02	Calixte,Aaron	g	4-10	1-3	0-0	1	3	4	3	9	6	2	0	1	25																																																																																																																																																																																																																																																																																																																																																																																																																																																																																						
03	Reynolds,Miles	g	3-6	1-2	4-6	0	5	5	1	11	2	2	0	0	30																																																																																																																																																																																																																																																																																																																																																																																																																																																																																						
01	Odomes,Rashard	g	6-11	0-0	1-1	2	1	3	0	13	1	1	0	0	18																																																																																																																																																																																																																																																																																																																																																																																																																																																																																						
25	Freeman,Matt	g	1-4	0-2	0-0	2	1	3	2	2	0	0	0	0	20																																																																																																																																																																																																																																																																																																																																																																																																																																																																																						
21	Doolittle,Kristian	g	7-12	0-0	0-1	3	6	9	2	14	2	0	0	0	34																																																																																																																																																																																																																																																																																																																																																																																																																																																																																						
24	Bieniemy,Jamal	g	2-3	0-1	0-0	1	2	3	1	4	5	0	0	2	20																																																																																																																																																																																																																																																																																																																																																																																																																																																																																						
Team						5	4	9																																																																																																																																																																																																																																																																																																																																																																																																																																																																																													
Totals			32-75	5-21	7-10	18	34	52	16	76	19	12	3	6	225																																																																																																																																																																																																																																																																																																																																																																																																																																																																																						
Northwestern 69 • 8-4																	Northwestern 69 • 8-4																																																																																																																																																																																																																																																																																																																																																																																																																																																																																				
<table><tr><th rowspan="2">#</th><th rowspan="2">Player</th><th colspan="2">Total</th><th colspan="2">3-Ptr</th><th colspan="3">Rebounds</th><th rowspan="2">PF</th><th rowspan="2">TP</th><th colspan="4">A TO Blk Stl</th><th rowspan="2">Min</th></tr><tr><th>FG-FGA</th><th>FG-FGA</th><th>FT-FTA</th><th>Off</th><th>Def</th><th>Tot</th><th>A</th><th>TO</th><th>Blk</th><th>Stl</th></tr><tr><td>04</td><td>Vic Law</td><td>f</td><td>9-23</td><td>3-9</td><td>2-2</td><td>0</td><td>8</td><td>8</td><td>2</td><td>23</td><td>2</td><td>3</td><td>1</td><td>2</td><td>43</td></tr><tr><td>10</td><td>Miller Kopp</td><td>f</td><td>0-2</td><td>0-0</td><td>0-0</td><td>0</td><td>2</td><td>3</td><td>0</td><td>0</td><td>3</td><td>1</td><td>3</td><td>0</td><td>15</td></tr><tr><td>21</td><td>A.J. Turner</td><td>f</td><td>2-4</td><td>1-1</td><td>0-1</td><td>1</td><td>1</td><td>2</td><td>3</td><td>5</td><td>4</td><td>1</td><td>1</td><td>1</td><td>40</td></tr><tr><td>05</td><td>Derek Pardon</td><td>c</td><td>7-13</td><td>0-0</td><td>1-2</td><td>2</td><td>5</td><td>7</td><td>2</td><td>15</td><td>2</td><td>2</td><td>3</td><td>3</td><td>36</td></tr><tr><td>14</td><td>Ryan Taylor</td><td>g</td><td>5-16</td><td>2-11</td><td>2-2</td><td>0</td><td>5</td><td>5</td><td>3</td><td>14</td><td>2</td><td>2</td><td>0</td><td>0</td><td>36</td></tr><tr><td>02</td><td>Ryan Greer</td><td>g</td><td>0-1</td><td>0-0</td><td>0-0</td><td>0</td><td>0</td><td>0</td><td>1</td><td>0</td><td>0</td><td>0</td><td>0</td><td>0</td><td>3</td></tr><tr><td>11</td><td>Anthony Gaines</td><td>g</td><td>3-5</td><td>1-1</td><td>0-0</td><td>0</td><td>1</td><td>1</td><td>0</td><td>7</td><td>6</td><td>1</td><td>1</td><td>0</td><td>36</td></tr><tr><td>22</td><td>Pete Nance</td><td>g</td><td>1-1</td><td>1-1</td><td>0-0</td><td>2</td><td>0</td><td>2</td><td>2</td><td>3</td><td>1</td><td>0</td><td>0</td><td>1</td><td>7</td></tr><tr><td>25</td><td>Barret Benson</td><td>g</td><td>1-1</td><td>0-0</td><td>0-2</td><td>0</td><td>2</td><td>2</td><td>0</td><td>2</td><td>0</td><td>0</td><td>1</td><td>0</td><td>9</td></tr><tr><td colspan="2">Team</td><td></td><td></td><td></td><td></td><td>1</td><td>3</td><td>4</td><td></td><td></td><td></td><td></td><td></td><td></td><td></td></tr><tr><td colspan="2">Totals</td><td></td><td>28-66</td><td>8-23</td><td>5-9</td><td>8</td><td>28</td><td>36</td><td>13</td><td>69</td><td>20</td><td>10</td><td>10</td><td>7</td><td>225</td></tr></table> <div>FG % 1st Half: 13-27 48.1%2nd half: 14-34 41.2%OT: 1-5 20.0%Game: 28-66 42.4%3FG % 1st Half: 2-7 28.6%2nd half: 5-13 38.5%OT: 1-3 33.3%Game: 8-23 34.8%FT % 1st Half: 4-6 66.7%2nd half: 1-2 50.0%OT: 0-1 0.0%Game: 5-9 55.6%</div>																	#	Player	Total		3-Ptr		Rebounds			PF	TP	A TO Blk Stl				Min	FG-FGA	FG-FGA	FT-FTA	Off	Def	Tot	A	TO	Blk	Stl	04	Vic Law	f	9-23	3-9	2-2	0	8	8	2	23	2	3	1	2	43	10	Miller Kopp	f	0-2	0-0	0-0	0	2	3	0	0	3	1	3	0	15	21	A.J. Turner	f	2-4	1-1	0-1	1	1	2	3	5	4	1	1	1	40	05	Derek Pardon	c	7-13	0-0	1-2	2	5	7	2	15	2	2	3	3	36	14	Ryan Taylor	g	5-16	2-11	2-2	0	5	5	3	14	2	2	0	0	36	02	Ryan Greer	g	0-1	0-0	0-0	0	0	0	1	0	0	0	0	0	3	11	Anthony Gaines	g	3-5	1-1	0-0	0	1	1	0	7	6	1	1	0	36	22	Pete Nance	g	1-1	1-1	0-0	2	0	2	2	3	1	0	0	1	7	25	Barret Benson	g	1-1	0-0	0-2	0	2	2	0	2	0	0	1	0	9	Team						1	3	4								Totals			28-66	8-23	5-9	8	28	36	13	69	20	10	10	7	225																																																																																																																																																																																																																																																																											
#	Player	Total		3-Ptr		Rebounds			PF	TP	A TO Blk Stl				Min																																																																																																																																																																																																																																																																																																																																																																																																																																																																																						
		FG-FGA	FG-FGA	FT-FTA	Off	Def	Tot	A			TO	Blk	Stl																																																																																																																																																																																																																																																																																																																																																																																																																																																																																								
04	Vic Law	f	9-23	3-9	2-2	0	8	8	2	23	2	3	1	2	43																																																																																																																																																																																																																																																																																																																																																																																																																																																																																						
10	Miller Kopp	f	0-2	0-0	0-0	0	2	3	0	0	3	1	3	0	15																																																																																																																																																																																																																																																																																																																																																																																																																																																																																						
21	A.J. Turner	f	2-4	1-1	0-1	1	1	2	3	5	4	1	1	1	40																																																																																																																																																																																																																																																																																																																																																																																																																																																																																						
05	Derek Pardon	c	7-13	0-0	1-2	2	5	7	2	15	2	2	3	3	36																																																																																																																																																																																																																																																																																																																																																																																																																																																																																						
14	Ryan Taylor	g	5-16	2-11	2-2	0	5	5	3	14	2	2	0	0	36																																																																																																																																																																																																																																																																																																																																																																																																																																																																																						
02	Ryan Greer	g	0-1	0-0	0-0	0	0	0	1	0	0	0	0	0	3																																																																																																																																																																																																																																																																																																																																																																																																																																																																																						
11	Anthony Gaines	g	3-5	1-1	0-0	0	1	1	0	7	6	1	1	0	36																																																																																																																																																																																																																																																																																																																																																																																																																																																																																						
22	Pete Nance	g	1-1	1-1	0-0	2	0	2	2	3	1	0	0	1	7																																																																																																																																																																																																																																																																																																																																																																																																																																																																																						
25	Barret Benson	g	1-1	0-0	0-2	0	2	2	0	2	0	0	1	0	9																																																																																																																																																																																																																																																																																																																																																																																																																																																																																						
Team						1	3	4																																																																																																																																																																																																																																																																																																																																																																																																																																																																																													
Totals			28-66	8-23	5-9	8	28	36	13	69	20	10	10	7	225																																																																																																																																																																																																																																																																																																																																																																																																																																																																																						

Official Basketball Box Score -- Game Totals -- Final Statistics

Oklahoma vs Northwestern

12/21/18 8:00 pm at

Oklahoma 76 • 11-1

#	Player	Total		3-Ptr		Rebounds			PF	TP	A TO Blk Stl				Min
		FG-FGA	FG-FGA	FT-FTA	FT-FTA	Off	Def	Tot			A	TO	Blk	Stl	
35	Manek,Brady	f	3-7	1-3	2-2	2	3	5	4	9	0	4	1	1	28
04	McNeace,Jamuni	c	1-1	0-0	0-0	1	1	2	1	2	1	2	0	0	7
00	James,Christian	g	5-21	2-10	0-0	1	8	9	2	12	2	1	2	2	43
02	Calixte,Aaron	g	4-10	1-3	0-0	1	3	4	3	9	6	2	0	1	25
03	Reynolds,Miles	g	3-6	1-2	4-6	0	5	5	1	11	2	2	0	0	30
01	Odomes,Rashard	g	6-11	0-0	1-1	2	1	3	0	13	1	1	0	0	18
05	Freeman,Matt	g	1-4	0-2	0-0	2	1	3	2	2	0	0	0	0	20
21	Doolittle,Kristian	g	7-12	0-0	0-1	3	6	9	2	14	2	0	0	0	34
24	Bieniemy,Jamal	g	2-3	0-1	0-0	1	2	3	1	4	5	0	0	2	20
Team						5	4	9							
Totals			32-75	5-21	7-10	18	34	52	16	76	19	12	3	6	225

FG % 1st Half: 13-36 36.1%

2nd half: 15-30 50.0%

OT: 4-9 44.4%

Game: 32-75 42.7%

3FG % 1st Half: 2-9 22.2%

2nd half: 3-10 30.0%

OT: 0-2 0.0%

Game: 5-21 23.8%

FT % 1st Half: 4-6 66.7%

2nd half: 1-2 50.0%

OT: 2-2 100.0%

Game: 7-10 70.0%

Deadball Rebounds 0

Officials: Terry Wymer,Craig Murley,John Higgins

Technical fouls: Oklahoma-None. Northwestern-None.

Attendance: 7039

2018-19 Men's Basketball. Round: 0. Northwestern vs Oklahoma. Played at .

Score by periods		1st	2nd	OT	Total
Oklahoma		32	34	10	76
Northwestern		32	34	3	69

Points

OU

NU

In Paint

44

26

0

5

5

12

Off T/O

17

14

6

4

32

2nd Chance

8

4

4

4

20

Fast Break

0

4

10

17

Bench

32

17

13

12

Score tied - 9 times.

Lead changed - 13 times.

OU_MBBall

27

GAME 26: OKLAHOMA VS. TCU

Official Basketball Box Score -- Game Totals -- Final Statistics															
Oklahoma vs Kansas															
01/02/19 8:05 p.m. at Lawrence, Kan. (Allen Fieldhouse)															
Oklahoma 63 • 11-2 (0-1)															
#	Player	Total FG-FGA	3-Ptr FG-FGA	FT-FTA	Rebounds Off Def Tot			PF	TP	A	TO	Blk	Stl		Min
21	Doolittle,Kristian	f 5-12	0-0	2-3	1	7	8	4	12	2	2	0	0		32
35	Manek,Brady	f 6-13	1-4	3-5	5	6	11	0	16	0	0	1	1		32
00	James,Christian	g 4-15	1-7	2-4	0	12	12	2	11	2	2	0	2		37
02	Calixte,Aaron	g 4-8	2-4	0-0	0	1	1	2	10	3	4	0	0		27
03	Reynolds,Miles	g 3-5	0-1	1-1	1	2	3	5	7	2	4	0	2		30
01	Odomes,Rashard	0-1	0-1	0-0	1	0	1	2	0	0	3	1	0		12
04	McNeace,Jamuni	0-1	0-0	0-0	1	0	1	0	0	0	0	0	0		2
05	Freeman,Matt	0-4	0-4	0-0	1	0	1	1	0	0	1	0	0		15
24	Bieniemy,Jamal	3-3	1-1	0-0	0	0	0	1	7	0	0	0	0		13
Team					1	1	2			1					
Totals		25-62	5-22	8-13	11	29	40	17	63	9	17	2	5		200
FG % 1st Half: 11-31 35.5% 2nd half: 14-31 45.2% Game: 25-62 40.3%															
3FG % 1st Half: 2-12 16.7% 2nd half: 3-10 30.0% Game: 5-22 22.7%															
FT % 1st Half: 1-2 50.0% 2nd half: 7-11 63.6% Game: 8-13 61.5%															
Deadball Rebounds 1															
Kansas 70 • 12-1 (1-0)															
#	Player	Total FG-FGA	3-Ptr FG-FGA	FT-FTA	Rebounds Off Def Tot			PF	TP	A	TO	Blk	Stl		Min
01	Lawson, Dedric	f 6-17	0-3	1-1	4	11	15	2	13	1	1	3	0		37
35	Azubuike, Udoka	c 4-5	0-0	0-1	3	6	9	2	8	0	1	2	0		23
05	Grimes, Quentin	g 6-11	1-6	1-3	2	0	2	4	14	1	3	0	1		35
11	Dotson, Devon	g 4-10	1-3	7-8	0	5	5	4	16	1	2	0	4		28
24	Vick, Lagerald	g 5-12	2-7	0-1	0	4	4	1	12	1	4	1	3		25
00	Garrett, Marcus	1-3	0-1	3-4	0	1	1	2	5	1	0	1	0		28
02	Moore, Charlie	0-4	0-1	2-4	1	2	3	1	2	1	0	0	1		13
13	Lawson, K.J.	0-0	0-0	0-0	0	0	0	0	0	0	1	0	0		1
33	McCormack, David	0-1	0-0	0-0	1	0	1	1	0	0	1	0	1		6
44	Lightfoot, Mitch	0-0	0-0	0-0	1	0	1	0	0	0	0	0	0		4
Team					0	1	1			0					
Totals		26-63	4-21	14-22	12	30	42	17	70	10	14	6	11		200
FG % 1st Half: 18-39 46.2% 2nd half: 8-24 33.3% Game: 26-63 41.3%															
3FG % 1st Half: 2-12 16.7% 2nd half: 2-9 22.2% Game: 4-21 19.0%															
FT % 1st Half: 2-3 66.7% 2nd half: 12-19 63.2% Game: 14-22 63.6%															
Deadball Rebounds 4															
Officials: Joe DeRosa, James Luckie, Lee Cassell															
Technical fouls: Oklahoma-None. Kansas-None.															
Attendance: 16300															
OU 03 M. Reynolds fouled out with 38 seconds remaining in the game.															
Last FG - OU 2nd-00:30, KU 2nd-02:35.															
Largest lead - OU by 7 1st-17:31, KU by 15 1st-00:04.															
OU led for 07:37. KU led for 31:37. Game was tied for 00:46.															
Score tied - 0 times.															
Lead changed - 1 time.															
Points OU 32 KU 40															
In Paint OU 18 KU 40															
Off T/O 14 22															
2nd Chance 6 13															
Fast Break 6 7															
Bench 7 7															

Official Basketball Box Score -- Game Totals -- Final Statistics															
Oklahoma State vs Oklahoma															
01/05/19 1:00 PM at Lloyd Noble Center															
Oklahoma State 64 • 6-8, 0-2															
#	Player	Total FG-FGA	3-Ptr FG-FGA	FT-FTA	Rebounds Off Def Tot			PF	TP	A	TO	Blk	Stl		Min
12	McGriff,Cameron	f 3-10	0-5	3-4	3	5	8	3	9	2	2	1	0		39
14	Anei,Yor	f 2-4	0-0	2-3	1	2	3	4	6	0	0	0	0		14
04	Dziagwa,Thomas	g 6-12	4-8	0-0	0	2	2	4	16	0	1	0	1		36
13	Likekele,Isaac	g 1-2	0-0	0-0	0	1	1	2	2	0	1	0	0		6
21	Waters,Lindy	g 3-7	1-4	0-0	1	3	4	4	7	1	0	0	0		21
01	Jones,Curtis	1-10	1-6	0-0	1	3	4	2	3	1	1	0	1		25
02	Callo,Maurice	3-7	0-2	2-4	1	6	7	2	8	0	0	0	0		17
05	Demuth,Duncan	0-0	0-0	0-0	0	1	1	0	0	0	0	0	0		8
23	Weathers,Michael	3-12	0-1	7-10	2	5	7	4	13	6	4	0	1		34
Team					0	2	2								
Totals		22-64	6-26	14-21	9	30	39	25	64	10	9	1	3		200
FG % 1st Half: 10-34 29.4% 2nd half: 12-30 40.0% Game: 22-64 34.4%															
3FG % 1st Half: 2-13 15.4% 2nd half: 4-13 30.8% Game: 6-26 23.1%															
FT % 1st Half: 10-13 76.9% 2nd half: 4-8 50.0% Game: 14-21 66.7%															
Deadball Rebounds 4															
Oklahoma 74 • 12-2, 1-1															
#	Player	Total FG-FGA	3-Ptr FG-FGA	FT-FTA	Rebounds Off Def Tot			PF	TP	A	TO	Blk	Stl		Min
21	Doolittle,Kristian	f 4-8	0-0	8-10	1	7	8	2	16	0	2	1	0		27
35	Manek,Brady	f 4-12	1-5	6-8	1	4	5	1	15	0	1	1	0		30
00	James,Christian	g 5-13	3-7	1-2	4	7	11	2	14	0	2	0	2		38
02	Calixte,Aaron	g 1-5	1-5	5-6	2	3	5	2	8	2	1	0	0		26
03	Reynolds,Miles	g 2-6	0-3	4-5	0	3	3	4	8	2	2	0	0		21
01	Odomes,Rashard	3-5	0-1	0-0	2	1	3	3	6	2	2	0	2		19
04	McNeace,Jamuni	0-1	0-0	1-5	0	3	3	2	1	1	0	0	0		11
05	Freeman,Matt	1-5	1-4	0-0	0	1	1	2	3	0	0	0	0		9
24	Bieniemy,Jamal	1-3	1-3	0-0	2	1	3	2	3	5	2	0	0		19
Team					3	6	9								
Totals		21-58	7-28	25-36	15	36	51	20	74	12	12	2	4		200
FG % 1st Half: 9-31 29.0% 2nd half: 12-27 44.4% Game: 21-58 36.2%															
3FG % 1st Half: 3-16 18.8% 2nd half: 4-12 33.3% Game: 7-28 25.0%															
FT % 1st Half: 17-22 77.3% 2nd half: 8-14 57.1% Game: 25-36 69.4%															
Deadball Rebounds 3															
Officials: Keith Kimble, Paul Janssen, Antinio Petty															

GAME 26: OKLAHOMA VS. TCU

Official Basketball Box Score -- Game Totals -- Final Statistics

Kansas State vs Oklahoma

01/16/19 6 p.m. at Lloyd Noble Center (Norman, Okla.)

Kansas State 74 • 13-4, 3-2 Big 12

#	Player	Total		3-Ptr		Rebounds			PF	TP	A	TO	Blk	Stl	Min
		FG-FGA	FG-FGA	FT-FTA	FT-FTA	Off	Def	Tot							
14	MAWIEN, Makol	f	4-7	0-0	0-0	2	5	7	2	8	1	0	0	1	26
20	SNEED, Xavier	f	2-6	1-4	2-3	1	5	6	2	7	2	1	0	2	36
32	WADE, Dean	f	8-14	2-4	2-2	0	1	1	5	20	1	0	0	2	25
03	STOKES, Kamau	g	2-7	2-6	0-0	0	2	2	2	6	4	2	0	1	30
05	BROWN, Barry	g	11-19	3-4	0-0	1	2	3	2	25	5	3	0	1	37
00	McGUIRL, Mike		1-2	1-2	0-0	0	0	0	1	3	1	0	0	0	14
01	NEAL-WILLIAMS, Shau		0-1	0-1	0-0	0	0	0	0	0	0	0	0	0	2
02	DIARRA, Cartier		1-1	1-1	2-2	3	2	5	0	5	1	3	0	1	25
21	LOVE III, James		0-0	0-0	0-0	0	0	0	0	0	0	0	0	0	0+
23	TRICE, Austin		0-0	0-0	0-0	0	1	1	0	0	0	0	0	0	1
24	McATEE, Pierson		0-0	0-0	0-0	0	1	1	0	0	0	0	0	0	0+
34	STOCKARD III, Levi		0-1	0-0	0-0	0	1	1	0	0	0	1	0	0	4
35	MULDOON, Patrick		0-0	0-0	0-0	0	0	0	0	0	0	0	0	0	0+
45	SHADD, Nigel		0-0	0-0	0-0	0	0	0	0	0	0	0	0	0	0+
Team						1	1	2							
Totals			29-58	10-22	6-7	8	21	29	14	74	15	10	0	8	200

FG % 1st Half: 12-27 44.4% 2nd half: 17-31 54.8% Game: 29-58 50.0%
3FG % 1st Half: 2-8 25.0% 2nd half: 8-14 57.1% Game: 10-22 45.5%
FT % 1st Half: 4-4 100.0 2nd half: 2-3 66.7% Game: 6-7 85.7%

Deadball Rebounds 0

Officials: John Higgins, Michael Greenstein, Larry Spaulding
Technical fouls: Kansas State-None. Oklahoma-None.
Attendance: 7597
Estimated Attendance: 5,698

Score by periods		1st	2nd	Total
Kansas State		30	44	74
Oklahoma		24	37	61

Points
KS
OU

In Paint
30
20

Off T/O
18
8

2nd Chance
6
4

Fast Break
6
6

Bench
8
23

Score tied - 0 times.
Lead changed - 0 times.

Last FG - KS 2nd-00:53, OU 2nd-01:17.
Largest lead - KS by 19 2nd-04:42, OU None.
KS led for 39:40. OU led for 00:00. Game was tied for 00:19.

Official Basketball Box Score -- Game Totals -- Final Statistics

Oklahoma vs Texas

01/19/19 7:01 P.M. at Austin, TX (Frank Erwin Center)

Oklahoma 72 • 13-5, 2-4

#	Player	Total		3-Ptr		Rebounds			PF	TP	A	TO	Blk	Stl	Min
		FG-FGA	FG-FGA	FT-FTA	FT-FTA	Off	Def	Tot							
21	Doolittle,Kristian	f	3-8	0-1	3-4	2	6	8	4	9	2	1	1	1	33
35	Manek,Brady	f	4-10	1-5	0-0	1	4	5	0	9	0	0	2	2	29
00	James,Christian	g	7-17	3-4	3-3	2	5	7	5	20	1	3	0	0	35
01	Odomes,Rashard	g	5-8	0-0	1-1	2	0	2	3	11	1	0	0	0	26
24	Bieniemy,Jamal	g	4-7	3-6	0-0	1	1	2	1	11	2	0	0	1	36
02	Calixte,Aaron		1-2	0-1	1-1	0	1	1	0	3	1	1	0	0	9
03	Reynolds,Miles		0-1	0-0	3-4	0	2	2	0	3	1	0	0	1	14
04	McNeace,Jamuni		3-8	0-0	0-0	0	3	3	4	6	0	0	0	0	15
05	Freeman,Matt		0-0	0-0	0-0	0	1	1	1	0	0	1	0	0	3
Team						1	0	1							
Totals			27-61	7-17	11-13	9	23	32	18	72	8	6	3	5	200

FG % 1st Half: 10-30 33.3% 2nd half: 17-31 54.8% Game: 27-61 44.3%
3FG % 1st Half: 2-7 28.6% 2nd half: 5-10 50.0% Game: 7-17 41.2%
FT % 1st Half: 2-2 100.0 2nd half: 9-11 81.8% Game: 11-13 84.6%

Deadball Rebounds 1

Officials: Tom Eades, Rick Crawford, Jeb Hartness
Technical fouls: Oklahoma-None. Texas-None.
Attendance: 11991

Score by periods		1st	2nd	Total
Oklahoma		24	48	72
Texas		29	46	75

Points
OU
UT

In Paint
24
34

Off T/O
11
5

2nd Chance
9
13

Fast Break
2
0

Bench
12
7

Score tied - 7 times.
Lead changed - 8 times.

Last FG - OU 2nd-00:21, UT 2nd-00:32.
Largest lead - OU by 5 1st-13:58, UT by 10 1st-02:20.
OU led for 12:26. UT led for 23:15. Game was tied for 04:10.

Official Basketball Box Score -- Game Totals -- Final Statistics

Vanderbilt vs Oklahoma

01/26/19 3 p.m. at Lloyd Noble Center (Norman, Okla.)

Vanderbilt 55 • 9-10

#	Player	Total		3-Ptr		Rebounds			PF	TP	A	TO	Blk	Stl	Min
		FG-FGA	FG-FGA	FT-FTA	FT-FTA	Off	Def	Tot							
01	WETZEL, Yanni	f	1-8	0-2	2-2	1	3	4	3	4	0	3	0	1	31
13	MOYER, Matthew	f	0-4	0-2	0-2	2	1	3	0	0	0	0	0	0	11
24	NESMITH, Aaron	f	3-6	2-3	1-2	0	5	5	2	9	0	1	0	1	27
11	SHITTU, Simisola	c	3-9	0-3	1-1	0	4	4	1	7	1	6	0	0	23
00	LEE, Saben	g	9-12	2-2	4-4	1	7	8	1	24	3	6	1	3	37
02	TOYE, Joe		0-5	0-3	0-0	1	1	2	0	0	0	4	0	2	18
03	EVANS, Maxwell		0-1	0-1	0-0	1	0	1	0	0	1	0	0	0	9
15	BROWN, Clevon		2-3	0-0	0-0	2	0	2	4	4	1	1	1	0	20
32	RYAN, Matt		3-9	1-5	0-1	2	3	5	2	7	1	0	1	0	24
Team						0	0	0							
Totals			21-57	5-21	8-12	10	24	34	13	55	7	22	3	7	200

FG % 1st Half: 10-27 37.0% 2nd half: 11-30 36.7% Game: 21-57 36.8%
3FG % 1st Half: 3-8 37.5% 2nd half: 2-13 15.4% Game: 5-21 23.8%
FT % 1st Half: 0-1 0.0% 2nd half: 8-11 72.7% Game: 8-12 66.7%

Deadball Rebounds 1

Officials: Kipp Kissinger, Chance Moore, Tony Padilla
Technical fouls: Vanderbilt-None. Oklahoma-None.
Attendance: 6848
2019 SEC/Big 12 Challenge
Estimated Attendance: 7,526

Score by periods		1st	2nd	Total
Vanderbilt		23	32	55
Oklahoma		41	45	86

Points
VU
OU

In Paint
30
62

Off T/O
8
22

2nd Chance
2
11

Fast Break
2
7

Bench
11
31

Score tied - 1 time.
Lead changed - 2 times.

Last FG - VU 2nd-03:29, OU 2nd-00:48.
Largest lead - VU by 2 1st-12:08, OU by 31 2nd-00:48.
VU led for 00:16, OU led for 39:13. Game was tied for 00:32.

GAME 26: OKLAHOMA VS. TCU

Official Basketball Box Score -- Game Totals -- Final Statistics

Baylor vs Oklahoma
01/28/19 8 p.m. at Lloyd Noble Center (Norman, Okla.)

Baylor 77 • 14-6, 5-2 Big 12

#	Player	Total		3-Ptr		Rebounds			PF	TP	A TO Blk Stl				Min
		FG	FGA	FG	FGA	FT	FTA	Off Def Tot			A	TO	Blk	Stl	
##	Kegler, Mario	f	4-5	1-1	2-3	0	4	4	2	11	0	0	0	0	21
11	Vital, Mark	f	3-8	1-3	1-2	3	8	11	1	8	1	1	2	0	25
##	McClure, King	a	3-8	2-4	0-0	0	3	3	3	8	2	0	0	0	24
01	Mason, Makai	g	5-9	1-3	1-4	0	1	1	1	12	4	1	0	1	29
12	Butler, Jared	g	4-9	2-3	0-0	1	3	4	2	10	5	4	0	2	28
00	Thamba, Flo	a	2-2	0-0	0-0	0	1	1	4	4	0	1	1	0	11
01	Allen, Darnus	a	1-1	0-0	0-0	0	0	0	2	1	0	0	0	0	3
02	Bando, Devonte	a	3-5	1-3	0-0	0	1	1	2	7	2	2	0	2	17
05	Okeke, Obim	a	1-1	1-1	0-0	0	0	0	1	3	0	0	0	0	1
24	Mayer, Matthew	a	1-3	1-2	1-2	0	3	3	1	4	2	2	0	4	21
39	Gillespie, Freddie	a	4-6	0-0	0-0	2	5	7	2	8	0	1	2	0	20
Team						2	2	4							
Totals			31-57		10-20		5-11	8	31	39	17	12	5	9	200

FG % 1st Half: 17-29 58.6% 2nd half: 14-28 50.0% Game: 31-57 54.4%
3FG % 1st Half: 4-9 44.4% 2nd half: 6-11 54.5% Game: 10-20 50.0%
FT % 1st Half: 1-4 25.0% 2nd half: 4-7 57.1% Game: 5-11 45.5%

Oklahoma 47 • 15-6, 3-5 Big 12

#	Player	Total		3-Ptr		Rebounds			PF	TP	A TO Blk Stl				Min
		FG	FGA	FG	FGA	FT	FTA	Off Def Tot			A	TO	Blk	Stl	
##	Doolittle, Kristian	f	5-12	0-0	2-4	2	4	6	1	12	1	3	2	0	32
21	Manek, Brady	f	1-4	1-3	0-0	0	5	5	1	3	0	1	0	0	27
00	James, Christian	a	2-9	1-7	3-4	1	6	7	1	8	2	2	0	0	31
01	Odomes, Rashard	g	2-8	0-1	2-3	1	0	1	0	6	2	2	0	0	19
24	Bieniemy, Jamal	g	0-6	0-4	0-0	2	1	3	2	0	6	1	0	0	30
02	Calixte, Aaron	a	1-3	1-2	2-2	0	2	2	3	5	0	2	0	1	24
03	Reynolds, Miles	a	3-7	1-3	4-4	0	1	1	3	11	0	2	0	1	13
04	McNeace, Jamuni	a	1-5	0-0	0-0	2	2	4	3	2	0	0	0	1	14
06	Freeman, Matt	a	0-0	0-0	0-0	0	0	0	0	0	0	0	1	0	5
22	Geha, Patrick	a	0-0	0-0	0-0	0	0	0	0	0	0	0	0	0	1
44	Polla, Hannes	a	0-1	0-0	0-0	0	0	0	0	0	0	1	0	0	4
Team						1	2	3							
Totals			15-55		4-20		13-17	9	23	32	14	47	11	14	200

FG % 1st Half: 8-29 27.6% 2nd half: 7-26 26.9% Game: 15-55 27.3%
3FG % 1st Half: 3-14 21.4% 2nd half: 1-6 16.7% Game: 4-20 20.0%
FT % 1st Half: 2-4 50.0% 2nd half: 11-13 84.6% Game: 13-17 76.5%

Officials: John Higgins, Pat Adams, Michael Greenstein
Technical fouls: Baylor-None, Oklahoma-None.
Attendance: 10193
Estimated Attendance: 6701

Score by periods	1st	2nd	Total
Baylor	39	38	77
Oklahoma	21	26	47

	In	Off	2nd	Fast	Bench
Points	Paint	T/O	Chance	Break	
BU	38	20	8	11	28
OU	18	12	8	2	18

Lost FG - BU 2nd-00:17, OU 2nd-08:30.
Largest lead - BU by 30 2nd-00:17, OU by 2 1st-18:36.
BU led for 35:43, OU led for 02:34. Game was tied for 01:43.

Score tied - 1 time.
Lead changed - 6 times.

Official Basketball Box Score -- Game Totals -- Final Statistics

Iowa State vs Oklahoma
02/04/19 8 p.m. at Lloyd Noble Center (Norman, Okla.)

Iowa State 75 • 18-5, 7-3 Big 12

#	Player		Total		3-Ptr		Rebounds			PF	TP	A TO Blk Stl				M	
			FG	FGA	FG	FGA	FT	FTA	Off			Def	Tot	A	TO		Blk
02	Jacobson, Michael	f	5-9	0-3	0-0	0	3	5	8	1	10	1	1	1	1	19	
01	Weiler-Babb, Nick	a	1-7	1-6	0-0	0	0	3	3	0	3	4	1	0	1	36	
03	Shayok, Marial	a	5-10	2-4	4-4	2	6	8	0	16	5	2	1	1	1	34	
11	Horton-Tucker, Talen	g	5-13	0-3	1-4	1	6	7	3	11	0	2	1	2	3	31	
22	Haliburton, Tyrrese	g	4-7	3-5	0-0	0	1	1	2	3	11	1	3	0	1	30	
02	Lard, Cameron	a	3-4	0-0	0-0	1	4	5	4	6	1	0	2	0	0	21	
06	Wigginton, Lindell	a	5-13	4-9	4-5	1	3	4	1	18	0	1	1	1	1	25	
23	Talley Jr., Zoran	a	0-0	0-0	0-0	0	0	0	0	1	0	0	1	0	0	4	
Team							4	0	4								
Totals				28-63		10-30		9-13	13	28	41	13	75	12	11	6	200

FG % 1st Half: 14-31 45.2% 2nd half: 14-32 43.8% Game: 28-63 44.4%
3FG % 1st Half: 5-15 33.3% 2nd half: 5-15 33.3% Game: 10-30 33.3%
FT % 1st Half: 2-4 50.0% 2nd half: 7-9 77.8% Game: 9-13 69.2%

Oklahoma 74 • 15-8, 3-7 Big 12

#	Player		Total		3-Ptr		Rebounds			PF	TP	A TO Blk Stl				Min
			FG	FGA	FG	FGA	FT	FTA	Off			Def	Tot	A	TO	
23	Doolittle, Kristian	f	8-13	0-0	3-3	2	7	9	0	19	2	2	2	0	36	
35	Manek, Brady	f	6-9	4-7	0-0	0	2	2	1	16	2	1	2	0	25	
00	James, Christian	a	4-10	0-2	2-3	0	4	4	2	10	2	0	0	0	30	
02	Calixte, Aaron	g	1-10	1-5	0-0	0	2	2	3	3	1	0	0	0	25	
24	Bieniemy, Jamal	a	2-5	1-1	0-0	0	1	1	3	5	2	2	0	1	33	
01	Odomes, Rashard	a	2-8	0-1	5-6	2	1	3	1	9	2	0	1	0	16	
03	Reynolds, Miles	a	2-3	0-0	0-0	0	3	3	1	4	1	0	0	0	17	
04	McNeace, Jamuni	a	1-2	0-0	0-0	2	1	3	1	2	0	1	0	0	10	
06	Freeman, Matt	a	2-5	2-5	0-0	0	0	0	1	6	0	1	0	1	8	
	Team					5	4	9								
Totals			28-65	8-21	10-12	11	25	36	13	74	12	7	5	2	200	

FG % 1st Half: 14-34 41.2% 2nd half: 14-31 45.2% Game: 28-65 43.1%
3FG % 1st Half: 5-12 41.7% 2nd half: 3-9 33.3% Game: 8-21 38.1%
FT % 1st Half: 3-3 100.0% 2nd half: 7-9 77.8% Game: 10-12 83.3%

Officials: Gary Maxwell, Mike Roberts, Roger Ayers
Technical fouls: Iowa State-None, Oklahoma-None.
Attendance: 8889
Estimated Attendance: 5,065

Score by periods	1st	2nd	Total
Iowa State	35	40	75
Oklahoma	36	38	74

	In	Off	2nd	Fast	Bench
Points	Paint	T/O	Chance	Break	
ISU	36	9	16	6	24
OU	30	13	9	4	21

Lost FG - ISU 2nd-01:19, OU 2nd-00:00.
Largest lead - ISU by 7 2nd-06:50, OU by 10 1st-09:58.
ISU led for 19:11, OU led for 18:52. Game was tied for 01:26.

Score tied - 1 time.
Lead changed - 1 time.

Official Basketball Box Score -- Game Totals -- Final Statistics

Oklahoma vs West Virginia
02/02/19 12:00 p.m. at WVU Coliseum, Morgantown, W.Va.

Oklahoma 71 • 15-7/3-6

#	Player		Total		3-Ptr		Rebounds			PF	TP	A TO Blk Stl				Min
			FG	FGA	FG	FGA	FT	FTA	Off			Def	Total	A	TO	
21	Doolittle, Kristian	f	2-6	0-0	3-3		2	10	12	4	7	1	1	1	1	34
35	Manek, Brady	f	7-10	4-6	0-2		2	2	4	1	18	0	4	0	0	27
00	James, Christian	a	1-10	0-4	8-8		1	1	2	4	10	2	1	0	2	31
01	Odomes, Rashard	a	2-3	0-0	1-2		0	1	1	3	5	1	3	0	1	17
24	Bieniemy, Jamal	g	1-3	1-3	0-0		0	0	0	5	3	5	1	0	3	28
02	Calixte, Aaron	a	5-11	3-6	4-4		0	1	1	3	17	3	3	0	0	27
03	Reynolds, Miles	a	2-6	0-2	2-5		0	3	3	5	6	0	1	0	0	16
04	McNeace, Jamuni	a	1-1	0-0	0-1		0	3	3	1	2	0	0	0	0	16
44	Polla, Hannes	a	0-0	0-0	3-4		1	1	2	2	3	0	1	0	0	4
	Team						1	1	2							
Totals			21-50	8-21	21-29		7	23	30	28	71	12	15	1	7	200

FG % 1st Half: 10-24 41.7% 2nd half: 11-26 42.3% Game: 21-50 42.0%
3FG % 1st Half: 3-9 33.3% 2nd half: 5-12 41.7% Game: 8-21 38.1%
FT % 1st Half: 3-10 30.0% 2nd half: 18-19 94.7% Game: 21-29 72.4%

West Virginia 79 • 10-12/2-7

#	Player		Total		3-Ptr		Rebounds			PF	TP	A TO Blk Stl				Min
			FG	FGA	FG	FGA	FT	FTA	Off			Def	Tot	A	TO	
##	Culver, Derek	f	4-9	0-0	5-7		5	9	14	4	13	2	2	0	2	20
21	Harris, Wesley	f	4-10	1-3	4-5		4	3	7	3	13	1	2	0	1	30
28	Almarad, Esa	f	5-9	1-1	1-4		7	6	13	3	12	4	2	0	1	37
05	McCabe, Jordan	g	1-6	1-5	0-0		0	0	0	2	3	0	0	0	0	11
10	Haley, Jermaine	g	2-5	0-2	0-2		0	2	2	3	4	2	2	0	2	25
00	Doomes, Trey	a	0-0	0-0	2-2		0	0	0	0	2	0	0	0	0	0+
02	Knapper, Brandon	a	7-10	4-6	7-9		0	2	2	3	25	0	1	0	2	26
11	Matthews Jr., Emmitt	a	0-2	0-1	0-0		0	0	0	0	0	0	0	1	0	2
12	Gordon, Andrew	a	1-1	0-0	0-0		0	2	2	4	2	0	0	0	0	8
14	Harler, Chase	a	0-3	0-2	3-4		0	0	0	0	3	0	2	0	0	18
56	West, Lamont	a	1-3	0-2	0-0		0	2	2	3	2	0	1	0	1	16
31	Routt, Logan	a	0-1	0-0	0-0		0	0	0	0	0	0	0	0	0	7
	Team						2	2	4							
	Totals		25-59	7-22	22-33		18	28	46	25	79	9	12	1	9	200

Official Basketball Box Score -- Game Totals -- Final Statistics

Oklahoma vs Baylor

02/11/19 8:00 pm CT at Ferrell Center (Waco, Texas)

Oklahoma 53 • 15-10,3-9

#	Player	Total		3-Ptr	Rebounds			PF	TP	A	TO	Blk	Stl	Min	
		FG-FGA	FG-FGA		FT-FTA	Off	Def								Tot
21	Doolittle,Kristian	f	7-15	0-0	0-1	2	2	4	5	14	2	3	1	2	37
35	Manek,Brady	f	4-9	0-3	3-4	3	2	5	1	11	1	1	0	2	30
00	James,Christian	g	4-8	1-3	2-4	4	4	8	1	11	2	2	0	2	36
01	Odomes,Rashard	g	2-10	0-2	3-6	4	6	10	3	7	1	2	0	1	32
24	Bieniemy,Jamal	g	1-5	1-4	0-0	0	2	2	3	3	3	0	1	1	36
02	Calixte,Aaron		1-2	0-1	0-0	0	0	0	0	2	1	0	0	0	12
03	Reynolds,Miles		0-1	0-1	0-0	0	2	2	0	0	1	1	0	0	4
05	Freeman,Matt		2-4	1-2	0-0	0	1	1	1	5	0	1	0	0	13
Team						0	1	1							
Totals			21-54	3-16	8-15	13	20	33	14	53	11	10	2	8	200

FG % 1st Half: 13-27 48.1% 2nd half: 8-27 29.6% Game: 21-54 38.9% Deadball Rebounds 4,3

3FG % 1st Half: 1-8 12.5% 2nd half: 2-8 25.0% Game: 3-16 18.8%

FT % 1st Half: 4-8 50.0% 2nd half: 4-7 57.1% Game: 8-15 53.3%

Baylor 59 • 16-8, 7-4

#	Player	Total		3-Ptr	Rebounds			PF	TP	A	TO	Blk	Stl	Min	
		FG-FGA	FG-FGA		FT-FTA	Off	Def								Tot
33	Gillespie,Freddie	f	1-2	0-0	0-0	2	2	4	3	2	0	0	3	1	15
04	Kegler,Mario	g	4-9	1-2	0-2	3	4	7	4	9	1	1	0	1	31
10	Mason,Makai	g	2-14	0-5	2-2	0	1	1	0	6	8	2	0	0	35
11	Vital,Mark	g	2-5	0-0	3-4	3	4	7	1	7	1	1	0	3	31
12	Butler,Jared	g	4-9	3-6	0-0	0	5	5	3	11	2	2	0	0	27
00	Thamba,Flo		0-0	0-0	0-0	1	3	4	2	0	2	0	2	0	21
02	Bandoo,Devonte		6-9	5-7	2-2	1	1	2	0	19	1	2	0	0	29
24	Mayer,Matthew		2-6	1-2	0-0	0	1	1	1	5	0	2	0	0	11
Team						1	2	3							
Totals			21-54	10-22	7-10	11	23	34	14	59	15	10	5	5	200

FG % 1st Half: 10-24 41.7% 2nd half: 11-30 36.7% Game: 21-54 38.9% Deadball Rebounds 2

3FG % 1st Half: 8-15 53.3% 2nd half: 2-7 28.6% Game: 10-22 45.5%

FT % 1st Half: 3-6 50.0% 2nd half: 4-4 100.0 Game: 7-10 70.0%

Officials: Kipp Kissinger, Ron Groover, James Luckie

Technical fouls: Oklahoma-None. Baylor-None.

Attendance: 4517

Fouled Out: OU #21 Doolittle 0:12

Score by periods	1st	2nd	Total
Oklahoma	31	22	53
Baylor	31	28	59

Points In Off 2nd Fast
OU 28 Paint T/O Chance Break Bench
BU 22 10 13 0 7 24

Last FG - OU 2nd-02:20, BU 2nd-00:36.

Largest lead - OU by 7 1st-16:35, BU by 11 2nd-10:49.

OU led for 12:20. BU led for 20:16. Game was tied for 07:24.

Score tied - 7 times.

Lead changed - 7 times.

OKLAHOMA NUMERICAL ROSTER

No.	Name	Pos.	Cl.	Ht.	Wt.	Hometown (Last School)
0	Christian James***	G	Sr.	6-4	213	Houston, Texas (Bellaire HS)
1	Rashard Odomes***	G	Sr.	6-6	217	Copperas Cove, Texas (Copperas Cove HS)
2	Aaron Calixte	G	Gr.	5-11	179	Stoughton, Mass. (Maine)
3	Miles Reynolds	G	Gr.	6-3	176	Chicago, Ill. (Pacific)
4	Jamuni McNeace***	C	Sr.	6-10	232	Kankakee, Ill. (Allen HS)
5	Matt Freeman**	F	Jr.	6-10	229	Auckland, New Zealand (Westlake Boys HS)
12	Austin Reaves#	G	R-Jr.	6-5	180	Newark, Ark. (Wichita State)
14	Ty Lazenby*	G	Sr.	6-5	209	Glencoe, Okla. (Northern Oklahoma College Enid)
21	Kristian Doolittle**	F	Jr.	6-7	232	Edmond, Okla. (Edmond Memorial HS)
22	Patrick Geha^*	F	Sr.	6-5	212	Leawood, Kan. (Rockhurst HS)
24	Jamal Bieniemy	G	Fr.	6-4	181	Katy, Texas (Tompkins HS)
30	Luke Stephenson#	G	Sr.	6-3	198	Lubbock, Texas (McMurry)
32	Read Streller^*	F	R-Fr.	6-8	237	Edmond, Okla. (Oklahoma Christian School)
35	Brady Manek*	F	So.	6-9	222	Harrah, Okla. (Harrah High School)
44	Hannes Pöllä*	C	So.	6-11	267	Lahti, Finland (Helsinki Basketball Academy)
52	Kur Kuath	F	Jr.	6-10	204	Biemnon, South Sudan (Salt Lake Community College)

ALPHABETICAL NUMERICAL ROSTER

No.	Name	Pos.	Cl.	Ht.	Wt.	Hometown (Last School)
24	Jamal Bieniemy	G	Fr.	6-4	181	Katy, Texas (Tompkins HS)
2	Aaron Calixte	G	Gr.	5-11	179	Stoughton, Mass. (Maine)
21	Kristian Doolittle**	F	Jr.	6-7	232	Edmond, Okla. (Edmond Memorial HS)
5	Matt Freeman**	F	Jr.	6-10	229	Auckland, New Zealand (Westlake Boys HS)
22	Patrick Geha^*	F	Sr.	6-5	212	Leawood, Kan. (Rockhurst HS)
0	Christian James***	G	Sr.	6-4	213	Houston, Texas (Bellaire HS)
52	Kur Kuath	F	Jr.	6-10	204	Biemnon, South Sudan (Salt Lake Community College)
14	Ty Lazenby*	G	Sr.	6-5	209	Glencoe, Okla. (Northern Oklahoma College Enid)
35	Brady Manek*	F	So.	6-9	222	Harrah, Okla. (Harrah High School)
4	Jamuni McNeace***	C	Sr.	6-10	232	Kankakee, Ill. (Allen HS)
1	Rashard Odomes***	G	Sr.	6-6	217	Copperas Cove, Texas (Copperas Cove HS)
44	Hannes Pöllä*	C	So.	6-11	267	Lahti, Finland (Helsinki Basketball Academy)
12	Austin Reaves#	G	R-Jr.	6-5	180	Newark, Ark. (Wichita State)
3	Miles Reynolds	G	Gr.	6-3	176	Chicago, Ill. (Pacific)
30	Luke Stephenson^#	G	Sr.	6-3	198	Lubbock, Texas (McMurry)
32	Read Streller^*	F	R-Fr.	6-8	237	Edmond, Okla. (Oklahoma Christian School)

* Letters earned at Oklahoma

^ Walk-on

Not eligible to play in 2018-19

STAFF

Head Coach: Lon Kruger (Kansas State '75)

Associate Head Coach: Chris Crutchfield (Nebraska-Omaha '92)

Assistant Coach: Carlin Hartman (Tulane '94)

Assistant Coach: Kevin Kruger (Arizona State '06)

Director of Operations: Mike Shepherd (Kansas State '92)

Strength and Performance Coach: Bryce Daub (Central Washington '08)

Athletics Trainer: Alex Brown (Appalachian State '79)

Video Coordinator: Will Saxon (Oklahoma '15)